

Laurel Wreath

Volume 28 • Issue 2

Newsletter of the Rhododendron Needlers' Quilt Guild

November - December, 2010

Presidential Musings...

Dear RNQG Guild Members:

Autumn is here...time to quilt!!

One morning last week the overnight temps dipped down into the 40's. Hubby and I had gone to bed with a couple of windows open. Over the summer we had a new furnace/central air system installed and, from under his quilts where he was cocooned, hubby said, "Is the furnace set to go on automatically?" I snuck my hand out from under my own bundle of quilts and reached over to the quilt chest next to our bed. "It's too early in the season to start the furnace," I told him. It's a good thing you're married to a quilter...here! Pile on some more quilts!" And I buried him under another couple of layers.

Isn't it nice to know there's always justification for our quilt-related endeavors?!

As we head fully into fall, I hope you are enjoying the cooler weather by spending some time sewing. If you haven't quite made the shift yet from summer mode to fall and need some motivation, be sure to come to the RNQG meetings over the new few months. There will be terrific presentations to inspire you (or reports on the upcoming spring quilt show to instill a sense of panic, if you prefer!). At any rate, in my mind autumn is always a time to return to the sewing machine. At least, that's my current justification.

**Linda Newberry
RNQG President, 2010-11**

The deadline for the next issue of the Laurel Wreath will be December 15. Please send articles and items of interest to Deb Woodhams.

RNQG ADMINISTRATIVE NOTES

From the Editor:

Fall is my favorite season. I love the brisk air, the cooler temperatures and the pretty leaf colors. I have to admit, this fall ended up being prettier than I expected it to be. It didn't last very long but I was happy to see the colors just the same, even if it was for only a very short time.

Again, I'd like to thank everyone that made a block for the next raffle quilt. I've always been impressed with the talent of our group but WOW! I'm even more impressed!

Each block is outstanding. I'm still waiting for a few more. I won't be at November's meeting as I have to teach that night but Rita Partidge kindly said she would accept any completed blocks at the next meeting. I can still offer background fabric if someone would still like to participate. It doesn't have to be a big block, 4" x 4" is the smallest block available and will make a big impact! Don't forget to turn them all in!

I hope you all enjoy the last months of the year. Be sure to check out my dessert recipe this month. I brought it to my company's Halloween Pot Luck and even had the guys asking for the recipe for their wives to make it for Thanksgiving.

Deb Woodhams



RNQG WEBSITE

Don't forget to bookmark the RNQG website as one of your favorites... www.rnqg.org. You'll find lots of useful information such as upcoming lectures and workshops, a growing list of links offering various services by our guild members as well as photos from past meetings.

If you have suggestions or information you would like to see added to the website or experience any problems with the website, don't hesitate to send a note to webmaster@rnqg.org.

UPCOMING BOARD MEETINGS November 10, 2010 at 7:00 pm

Board meetings are held at All About Quilts, 958 Main Street, Walpole. All members are invited to attend. All board members are encouraged to attend.

Future board meetings will be held on the following dates:

January 12
March 9
May 11

RNQG Board for 2010 - 2011

President:	Linda Newberry
Vice President:	Linda Hancock
Secretary:	Rita Partridge
Treasurer:	Diana Richard
Programs 2010-11:	Sarah Brewin & Celine Spader
Programs 2011-12:	Celine Spader & Diana Annis
Membership:	Vicki Pariyar & Betti Hayes
Newsletter:	Deb Woodhams
Hospitality:	Jacqueline Fleishman & Ann Thomas
Library:	Lisa Steinka & Marsha Thompson
Directory:	Barbara Becker
Monthly Raffle:	Deb McManus
Quilted Comforts:	Paul Burega
Rack Keeper:	Diana Annis
Connecting Threads:	Deb Woodhams
NEQMA liaison:	Patty Sawyer
Quilt Show:	Jane McClellan
Historian:	Avis Davidson
Raffle Tickets:	Venera Emmi
Block-of-the-Month:	Linda Hancock & Joanne Beaupre
Webmaster:	AnneMarie Freitas



Hospitality Reminder

A friendly reminder to all members, please remember to bring your goodies if it's your turn. We all enjoy them!

MEETING INFORMATION

All RNQG meeting are held at 7:30 pm at the Italian-American Club, 109 Stone Street, Walpole, MA. You'll receive a raffle ticket for a fun prize when you wear your name tag!



Library Notice

Have you checked a book out of the RNQG library. Books are allowed to be checked out for two months. Please be sure to bring them back so other members can enjoy them as well. Don't forget we have newly acquired books for all to enjoy! Check one out now and get inspired!



Connecting Threads

If you know of someone that should have a card sent to them, please feel free to contact me by [clicking here](#).

Deb Woodhams

Comfort Quilts - Paul Burega

The Power of the Quilt Project (PQP), is sponsored by the Rhododendron Needlers Quilt Guild and the UUAC Social Action committee. Last year the Power of the Quilt Project distributed over 200 comfort quilts. These quilts are given to area oncology and chemotherapy centers and are also given out as special requests to family and friends undergoing chemotherapy treatment. Every year we hope to distribute more than the previous year. To make this happen it takes a lot of volunteers.

Is your fabric stash taking over your house? Do you find you have duplicate quilting supplies? Do you have left over blocks from projects or unfinished quilt tops that you can not seem to bring yourself to finish? Consider donating these to the PQP. They can be put together with other stray blocks and bordered to make wonderful quilts for the Project. We also take donations of fabric, batting, safety pins, rulers, rotary cutters, etc. Perhaps now is a good time to reduce your quilting stash and clutter.

Winter is the season when many of the years quilts are made. If you can't join a Quilt-a-thon, please consider picking up some kits or fabrics and making some tops and turning them in to be finished prior to June.

Contact Paul Burega or Craig Cohen at any RNQG meeting.

Following are other upcoming quilt-a-thon dates and their locations. All are welcome to attend!

Saturday, November 27th, 2010 Easton
Monday January 17th, 2011 Sherborne UUAC
Saturday March 19th, 2011 Sherborne UUAC





Block of the Month

Block of the Month is an opportunity to try out some new techniques and designs, showcase your skills and use up some scraps. If you are a lucky winner, you will go home with the beginning of a nice quilt or wall hanging.

Block of the Month is a unifying activity - a chance to see different approaches to the same block and to admire each other's work.

This is how it works: Each month any member who chooses to participate makes a block (or several) using a predetermined design and color scheme. At the monthly meeting they are turned in and displayed for all to admire! Each maker puts his/her name on a slip of paper and into a basket - one slip for each block made. (If you really like a particular block, make several so you have more chances to win them all.) At the conclusion of the business meeting, a name is drawn from the basket and the lucky winner takes home ALL the blocks.

I am assuming a 1/4" seam allowance. Please use 100% cotton, prewashed for color stability. The size given in the instructions include the seam allowance to join the blocks together. "Finished" size does not include the seam allowance.

All directions can be found at the RNQG website at www.rnqg.org.

Good luck and enjoy!!!


November Block of the Month - Christmas Star

This is an easy to construct block using squares and half-square triangles. To make all blocks coordinate, please use holiday colors of red, green and white. Directions can be found at www.rnqg.org



January Block of the Month - Year's Favorite

It's not too soon to think about trying the January block. With the holidays coming, it will be here before you know it. This is another fairly easy block to construct, also using squares and half-square triangles. Although the picture shows a tan and beige color scheme, let's try blue and white for use on those cold January nights. Directions will be posted to the web site soon.



Any questions, please feel free to contact me.

Linda Hancock
Block of the Month Coordinator

Recipes for Quilters

I've made this for my family before and just brought it to a company Pot Luck lunch and had rave reviews. It's an easy, no fuss recipe that would be perfect for Thanksgiving.

Pumpkin Crunch Cake

2 cups canned pumpkin
1 - 12 oz can evaporated milk
4 eggs
1 1/2 cups sugar
2 tsp pumpkin spice (1 tsp cinnamon, 1/2 tsp ginger, 1/2 tsp nutmeg)
1 pkg yellow cake mix
1 cup chopped pecans
1/2 cup butter, melted

1. Preheat oven to 350 degrees. Lightly grease a 9" x 13" baking dish.
2. Combine pumpkin, evaporated milk, egg, sugar and pie spices. Mix well and spread in pan.
3. Sprinkle cake mix over the pumpkin and pat down.
4. Sprink pecan pieces over top of cake mix then drizzle butter all over top.
5. Bake at 350 degrees for approximately one hour but no longer than 1 hour 20 minutes.

Top with cool whip if desired and serve.

Editor's note: I have always eaten this dish cold. I let it cool down then put it in the refrigerator. I haven't had any complaints yet! Enjoy!





Rhododendron Needlers Quilt Guild



Proudly Presents

Traditions and Treasures Quilt Show

March 19 & 20, 2011

Blue Hills Regional Technical School
Canton, MA

Saturday, 19th 10am - 5pm
Sunday, 20th 10am - 4pm

1-Day Admission \$7.00
2-Day Admission \$10.00
(Children under 12 free)

For more information
www.RNQG.org

Plenty of Parking

Vendors Galore

Raffles

Boutique

100's of Quilts

Refreshments

Exhibiting at the show
1st Appearance in Massachusetts

The Supper Quilt

Designed and pieced by Dr. Donald Locke
And quilted by world renowned quilter Linda Taylor



The Supper Quilt

- ❖ 15.25 ft wide, 5.6 ft high*
- ❖ 51816 ½ inch squares*
- ❖ 350 different fabrics*
- ❖ 2.5 years to complete*
- ❖ 1200 hours of piecing*
- ❖ 31 states have hosted the quilt*

Modeled after Leonardo deVinci's famous work, "The Last Supper". This quilt is a masterpiece in and of itself. A labor of love created by Dr. Donald Locke. This quilt has traveled the globe. The goal of Dr. and Mrs. Locke is to ensure the quilt is displayed in every state. The quilt has only appeared in New England once and now will be on display in Canton, Massachusetts at the Rhododendron Needlers Quilt Show.

For more information
www.thesupper.net



Rhododendron Needlers Quilt Guild Publicity Questionnaire & Release

The goal of Local Publicity is to submit articles and press releases featuring RNQG quilters who are exhibiting in the 2011 RNQG Quilt Show, in local newspapers and other publications. Newspapers are more inclined to publish articles if there is a personal connection to papers locale.

The 2011 Show will also feature the 'The Supper Quilt' (www.thesupper.net), by Dr. Locke, which brings with it additional publicity needs.

Please review the questionnaire and assist us with publicity by answering the questions, offering suggestions, and signing the release if you would grant us the permission to use your name and information in our press releases or feature articles.

Answering the questionnaire is optional and will not affect whether your quilt(s) is part of the Show. If you choose not to have us publicize your information, at least assist us by offering information in regard to where to publicize and perhaps consider assisting us by volunteering to help the publicity committee, by filling out the General publicity and Volunteer sections.

Return Form to Jacqui O'Brien no later than NOVEMBER 30, 2010.
343-1 Foundry St., North Easton, MA 02356 ---- OR email (Jacquo136@aol.com) ----- OR bring to next meeting

YOUR PERSONAL INFORMATION

Your Name: _____

How long have you been quilting? _____ How many years have you been a member of RNQG? _____

Do you belong to any other quilt group(s) either formal or informal? _____

If yes, please describe the group by format or name: _____

Where else has your work been shown? _____

What quilting awards or honors have you won? _____

Please share anything else that has not been asked that you believe will enhance the article: _____

PUBLICITY RELEASE

I (**DO** or **DO NOT**) _____ grant permission for any or all of my information on this form to be used for publicity of the 2011 RNQG Quilt Show. Please sign below if you grant permission.

Date: _____ Signature: _____

GENERAL PUBLICITY QUESTIONS

Can you provide us additional suggestions as to where to publicize our show? _____

Your Local Newspaper(s): _____

PUBLICITY VOLUNTEER

Would you be willing to assist with publicity for the show by:

- Contacting newspapers in your town and submitting prewritten press releases. (yes/no) _____
- Contacting churches in your town to have the bulletins/newsletters and websites publicize our show, etc ...? (yes/no) _____
- Assisting the Publicity Chair with other duties (ie. Stuffing envelopes, contact newspaper editors, supplying Quilt Shops and guilds with flyers, printing postcards/bookmarks, and other duties as required. (yes/no) _____

RNGQ PROGRAMS SEPTEMBER 2010 – JUNE 2011

September – Rose Hughes

- Lecture - September 15,2010 – “Great Color – Without Fear”
- Workshop - September 16 & 17 – “Dreamin Up Landscapes”

October – Margaret Rolph

- Lecture – October 20,2010 “Using, Making, Embellishing Fabric and More”
- Workshop – October 23, 2010 – “Beads & Bags”

November – Jessica Ledger

- Lecture & Trunk Show November 17, 2010
“Who, What, Why and How to become a Selvage Queen”

December – Happy Holidays

January – Cathy Racine

- Lecture – Wednesday January 20, 2011 –
“Needles, Threads, Tension & Shopping”

February – Cathy Wiggins

- Lecture – Wednesday February 16, 2011 –
“Designing Quilts from Photographs”
- Workshop – February 18,19 2011 – “Quilts from Photo’s”

March – Dr. Don Locke

- Lecture – Wednesday March 16, 2011 – “The Supper Quilt”

April – Guild Member Share Night – Wednesday April 20, 2022

May – Pot Luck Supper – Wednesday May 18, 2022

June – Karen Eckmeier

- Lecture – Wednesday June 15, 2011 – “Oops- My edges are Showing”
- Workshop – Thursday June 16, 2011 – “Colorific Quilters”

NOVEMBER – JESSICA LEDGER

LECTURE & TRUNK SHOW NOVEMBER 17, 2010

"Who, What, Why and How to become a Selvage Queen".

Experience the creative world of Art wear, inspiration and techniques with the Selvage Queen, Jessica Leger

She has been sewing since she was 9.

Who were the people who inspired her or made her sew?


Why did she so young?

What did she do and why was she compelled to create with the "Naughty Threads" and "Naughty Friends" of her life?

How and why did she get from calico dressed matching outfits to jackets with tails?

A past Selectman, past Chairman of various Town Committees and still Chairman of the Westminster New Town Hall Building committee, past president of another guild, ongoing Docent and babysitter for 4 grandchildren, where does she store all this weird clothing when she lives in a 1000 square foot camp and why is she amassing more fabric and thread when she has enough for a thousand quilts and why did she make the ones that are everywhere?

All will be answered.



JANUARY – CATHY RACINE

LECTURE WEDNESDAY JANUARY 20, 2011

“NEEDLES, THREADS AND TENSION + SHOPPING!”



Cathy Racine from the Charlton Sewing Center will present her show stopping lecture from the 2010 MQX lecture series on “Needles, Threads and Tension” – something we all need to review and be reminded of every once in a while.

Cathy is also going to have needles and a variety of threads with her for sale after the lecture.

FEBRUARY – CATHY WIGGINS

LECTURE – February 16, 2011

“DESINGING QUILTS FROM PHOTOGRAPHS”

Designing Quilts from Photographs through the Use of Value

In this lecture Cathy explains the technique that she uses to go from a photograph to a completed quilt. She uses several of her own quilts as examples, including her nationally recognized "The Cowboy Quilt." As an introduction, she also shows how she first applied this technique to watercolor paintings and then adapted it to quilting.

The participant will learn:

- What fabric values are and how to use them
- How to select photos as potential quilt patterns
- How to turn a photo into a pattern using photo copiers and projectors
- How the importance of fabric value can make or break a quilt
- How to better select fabric for a quilt pattern using value


WORKSHOP – February 18 &19, 2011

“Quilt’s from Photo’s”

In this workshop, students will develop their own appliqué pattern from their own photograph. Students will spend the morning learning about value and practicing the technique. They will then use their own photographs to make a pattern. Before the workshop, students will work with Cathy on selecting a photograph. Cathy will then bring an enlarged copy of each student’s photograph to the workshop.

Participants will learn:

- The importance of value in fabric selection and pattern creation.
- How to create an appliqué pattern from a photograph.
- Ideas for using the completed medallion.



Materials list

Students need to send Cathy the photo they want to use by Jan. 15. They are welcome to send as many as they would like and she will work with them to select the best one for the project. She prefers email over snail mail. You need to select fabrics for your project. You will need at least 5 values of fabrics. You can bring more and she will help you decide which ones work best.

Cathy Wiggins – cathywiggins@earthlink.com

MARCH – DON LOCKE D.D.S.

LECTURE – WEDNESDAY March 16, 2011

“THE SUPPER QUILT”

- Made by Don Locke D.D.S.
- 2 ½ years to sew the pieces together
- 51,816 pieces of fabric
- 350 different fabrics used
- Entire quilt is 5’6” high X 15’25” wide



JUNE – KAREN ECKMEIER

LECTURE – WEDNESDAY JUNE 15, 2011

OOPS – MY EDGES ARE SHOWING

Is it straight-stitch appliqué or raw-edge collage? No matter what you call it, the edges of the fabric are bound to fray, but that's OK! From early hand appliqué pieces, up to her current straight-stitch appliqué series, Karen's presentation will definitely give you some ideas on where to find inspiration and how to deal with those scary edges encountered along the way.



Workshop – Thursday June 16, 2011

Colorific Quilters (Circle of Friends)



A kaleidoscope of fusible friends and fashion! Surround yourself with the special people in your life - your quilting friends! Dress them up in their favorite colors, typical quilting outfits, and give them a "good hair" day. Be sure to include your self-portrait to complete your friendship circle.

Finished size: 25" x 25"

QUILT FUN

A Quilters' Gathering

The Radisson Hotel, Spitbrook Rd., Nashua, NH
Presented by Eastcoast Quilters Alliance 3, LLC
Thurs.-Sun., Nov. 4-7, 2010

Over 70 workshops, exhibits, Vendors Mall, special events - open to the public - Thursday, Friday and Saturday, 10am-6pm, Sunday, 10am-3pm. Daily admission - \$10.00, Multi-Day Pass - \$15.00

2010 Invitational Exhibit: Amish Quilts - Amish Culture, from the collection of Dorothy Bossleman.

2010 Quilt Contest Theme: "Plain & Fancy" - Amish Designs in Modern Times and an exhibition and contest of wearables in "The Art of Fine Fashion" - entry deadlines are September 15, 2010.

For much more information: www.aquiltersgathering.com



New England Quilt Museum News

Exhibit in the Museum:

African-American Quilts Today:

A Celebration of Motherhood, Sisterhood & the Matriarchs

Saturday, November 6, 1pm:

Trunk Show from Sisters in Fibers
(free with admission to the museum)

Saturday, November 13, 1pm:

Trunk Show from Sisters in Stitches Joined by the Cloth, Inc.
(free with admission to the museum)

A Quilted Village!

On Saturday, November 27, Lowell will open the holiday season with its annual City of Lights Festival and Parade. That same day the New England Quilt Museum will unveil its quilted holiday village and train panorama. The village and its quilted backdrops will enchant old and young alike, and will be open for viewing during regular museum hours beginning November 27 through December 31. Admission to the village is free for members and included with any regular admission to the museum - \$7 for adults, \$5 for seniors, students, and children over the age of six. A donation of \$1 per child for children under six is suggested. Special thanks to our volunteers who created the village and to Rob Glanagan, curator of Trains at the Wenham Museum.

Quilt Retreat!

Looking forward to our retreat, it really helps to deal with the long winter ahead. This year I have more fun in store for you. The cost of the retreat has just gone up \$5.00 due to increase in hotel taxes, otherwise, still an incredible bargain.

The date for the retreat is Thursday, March 3 to Sunday, March 6, 2011 at the Cape Point Hotel, 476 Main St., W. Yarmouth, MA 02673.

You may stay either 2 or 3 nights, however, you will need to have a roommate for the same number of nights to get the rate or if you are the only one in the room, there will be a single charge for the room. If you do not have a roommate, I can try to pair people together for you.

3 Night pkg./Triple occupancy	\$ 151.00
3 Night pkg./Double occupancy	173.00
3 Night pkg./Single occupancy	278.00

2 Night. pkg./Triple occupancy	124.00
2 night pkg./Double occupancy	140.00
2 Night pkg./Single occupancy	220.00

Breakfast, taxes and tips are included. We have two sewing rooms with a full kitchen, tables and chairs. They will be available to sew and socialize 24 hrs./day. Indoor swimming pool, workout room, sauna are all available. Quilt shops will give discounts and/or gifts. As time gets closer, I will send more information.

Please send either full payments or a non-refundable deposit of \$50.00 made out to, Avis Davidson, to hold your spot. Please be sure to give me your phone number, email address and the name of the person you will be rooming with.

Please check the directory for my address or email me below for my snail mail address.
avisdavidson@comcast.net



MEMBER ADVERTISEMENTS

MAD ABOUT QUILTS

Longarm Rental Program

Quilt your own quilt
on our APOS Millenium Longarm machine

Call or e-mail for more info
or an appointment today

contact@madaboutquilts.com

Visit our ***online store*** for our current
selection of fabric, wide-backs, quilts,
Superior Thread, books, patterns, and more

www.madaboutquilts.com

Conveniently located between Boston and Providence

Studio open by appointment only:

574 East Street

Mansfield, MA

774-254-2629 - Mary Ann Zonenshine

508-353-7281 - Dora Dorval



Become a FAN today!



APOS Authorized Dealer



Diana Richard, CTC, MCC
Travel Counselor

260 Franklin Village Drive
Franklin, MA 02038-4005
Tel: 508-528-9300
Fax: 508-528-8390
Email: drichard@aaasne.com

STRAIGHTEN-UP



ZELAYNA R. RAUCH, D.C.

219 BRIDGE STREET


DEDHAM, MA 02026

781-326-8100

DEDHAM FAMILY CHIROPRACTOR



RNQG Newsletter
c/o Deb Woodhams
420 Madison Street
Wrentham, MA 02093



Good friends are like quilts. They age with you, yet never lose their warmth.