

Laurel Wreath

Volume 28 • Issue 1

Newsletter of the Rhododendron Needlers' Quilt Guild

September - October, 2010

Presidential Musings...

Whether your summer has involved traveling or “staycations,” I hope that each of you found at least a little time for quilting. I was lucky as we installed central air in early June, just before the swelter-type weather arrived. I found time at the sewing machine so much more comfortable this year than in previous summers. This year I don’t have to look forward to the fall thinking, “gosh, I didn’t get anything accomplished.” While I may not have things finished, I did make progress.

And since I suspect that our quilt show next spring will come as quickly as this summer seems to have passed, I am hoping the progress made over the summer will mean less stress when show time comes!! (One can always hope!) But for now, I’m just looking forward to the beginning of the RNQG season. Our programming folks have worked hard to put together a great schedule of activities for the coming year. You can check it out elsewhere in this newsletter and on our website: www.rnqg.org.

In the meantime, best wishes for what remains of this fleeting summer!

***Linda Newberry
RNQG President, 2010-11***

The deadline for the next issue of the Laurel Wreath will be October 15. Please send articles and items of interest to Deb Woodhams.

RNQG ADMINISTRATIVE NOTES

From the Editor:

I swear this summer passed me by quicker than any other I can remember. I'm still wondering where May went!

I'd like to thank everyone that volunteered to make a block for the raffle quilt. I've received 9 blocks so far and each one is outstanding! I'm so excited to see what everyone has created.

I apologize if I missed sending a block to anyone. If you'd still like to be included, please let me know, I'm more than happy to hand over a piece of background fabric.

Be sure to take a look at our upcoming workshops. I've participated in quite a few over the years and have enjoyed each and every one. Not only have I learned a new technique from a well known designer/teacher, but I've also had the chance to meet some of the other members and have gained some new friendships. We're very fortunate to have these workshops available to us so grab the opportunity and sign up for one today!

I'm going to try a new section this year and offer recipes for quilters. If you have a recipe you'd like to share with us, please let me know and I'll be sure to publish it.

As always, if you have anything you'd like to contribute to the newsletter, be sure to pass it along!

Deb Woodhams



RNQG WEBSITE

Don't forget to bookmark the RNQG website as one of your favorites... www.rnqg.org. You'll find lots of useful information such as upcoming lectures and workshops, a growing list of links offering various services by our guild members as well as photos from past meetings.

If you have suggestions or information you would like to see added to the website or experience any problems with the website, don't hesitate to send a note to webmaster@rnqg.org.

UPCOMING BOARD MEETINGS September 8, 2010 at 7:00 pm

Board meetings are held at All About Quilts, 958 Main Street, Walpole. All members are invited to attend. All board members are encouraged to attend.

Future board meetings will be held on the following dates:

November 10
January 12
March 9
May 11

RNQG Board for 2010 - 2011

President:	Linda Newberry
Vice President:	Linda Hancock
Secretary:	Rita Partridge
Treasurer:	Diana Richard
Programs 2010-11:	Sarah Brewin & Celine Spader
Programs 2011-12:	Celine Spader & Diana Annis
Membership:	Vicki Pariyar & Betti Hayes
Newsletter:	Deb Woodhams
Hospitality:	Jacqueline Fleishman & Ann Thomas
Library:	Lisa Steinka & Marsha Thompson
Directory:	Barbara Becker
Monthly Raffle:	Deb McManus
Quilted Comforts:	Paul Burega
Rack Keeper:	Diana Annis
Connecting Threads:	Deb Woodhams
NEQMA liaison:	Patty Sawyer
Quilt Show:	Jane McClellan
Historian:	Avis Davidson
Raffle Tickets:	Venera Emmi
Block-of-the-Month:	Linda Hancock & Joanne Beaupre
Webmaster:	AnneMarie Freitas




Hospitality Reminder

A friendly reminder to all board members to bring goodies and snacks to the September meeting!

MEETING INFORMATION

All RNQG meeting are held at 7:30 pm at the Italian-American Club, 109 Stone Street, Walpole, MA. You'll receive a raffle ticket for a fun prize when you wear your name tag!



Library Notice

Please don't forget ALL library books are due back at the September meeting. We will announce the newly acquired books at our next meeting and they will be available for you to take home and enjoy. We look forward to seeing you in September - hopefully, turning in your books!



Connecting Threads

If you know of someone that should have a card sent to them, please feel free to contact me by [clicking here](#).

Deb Woodhams

Comfort Quilts - Paul Burega

The next quilt-a-thon is **Saturday, October 23, 2010** in Sherborn the UUAC Church, 11 Washington Street from 9:00 am to 4:00 pm. It is important to RSVP to Paul Burega in order to have an estimate of the number of people attending for proper preparation. If there is a need to cancel or reschedule a quilt-a-thon, all efforts are made to notify everyone.

While we give most of our quilts to several cancer treatment centers at Brockton Hospital, Umass Memorial Medical Center in Worcester and the Hematology and Oncology Center in Weymouth, as well as the local Project Linus, a number of quilts go to friends and relatives of members of the guild and of UUAC Sherborn. If you know of someone who could use a comfort quilt, please let me know and we will provide a completed quilt for you.

We also take orphan blocks and batting for those who feel they cannot complete a full comfort quilt or a top for comfort quilt. All donations are welcome and will be put to good use.

Following are other upcoming quilt-a-thon dates and their locations. All are welcome to attend!


Saturday, Oct 23rd, 2010, Sherborne UUAC
Saturday, November 27th, 2010 Easton
Monday January 17th, 2011 Sherborne UUAC
Saturday March 19th, 2011 Sherborne UUAC



JoAnn's Fabrics is having a contest to help local charities called Craft For A Cause. Please follow the link below for further details. This would be a wonderful opportunity to help Quilted Comforts!

http://www.joann.com/joann/common/content_noleftnav.jsp?catName=craftForACause&cm_mmc=LP-_-CraftForACause-_-Website-_-CraftForACause&utm_source=CraftForACause&utm_medium=CraftForACause&utm_content=Website&utm_campaign=LP





Block of the Month

Block of the Month is an opportunity to try out some new techniques and designs, showcase your skills and use up some scraps. If you are a lucky winner, you will go home with the beginning of a nice quilt or wall hanging.

Block of the Month is a unifying activity - a chance to see different approaches to the same block and to admire each other's work.

This is how it works: Each month any member who chooses to participate makes a block (or several) using a predetermined design and color scheme. At the monthly meeting they are turned in and displayed for all to admire! Each maker puts his/her name on a slip of paper and into a basket - one slip for each block made. (If you really like a particular block, make several so you have more chances to win them all.) At the conclusion of the business meeting, a name is drawn from the basket and the lucky winner takes home ALL the blocks.

I am assuming a 1/4" seam allowance. Please use 100% cotton, prewashed for color stability. The size given in the instructions include the seam allowance to join the blocks together. "Finished" size does not include the seam allowance.

All directions can be found at the RNQG website at www.rnqg.org.

Good luck and enjoy!!!

September Block of the Month

This block is called Happy Scrappy Houses. The directions are used by permission from Bonnie Hunter at www.Quiltville.com. Use a neutral background for the "angle" triangles and scraps for the house. Enjoy making this block.




October Block of the Month

This month we will create a "redwork" pumpkin using orange DMC floss. Frame the neutral block with either orange or black strips.

Recipes for Quilters

I thought I'd try something new and include recipes that work well for us busy quilters. Anyone that would like to contribute to this section is more than welcome to send along their favorite recipe. My hope is to include recipes that are quilter friendly and won't take us away from our quilting for too long.

I can't remember where I found this little gem but it's one of my favorite soup recipes. It doesn't take long to prepare but it tastes like you slaved over a hot stove. Just be sure to mess up your hair a little bit and pat some flour on your cheek before you serve it to make everyone think you worked on it all day.



Tex-Mex Cream of Chicken Soup

Prep: 30 minutes from start to finish

- 1/2 lb ground chicken or turkey
- 1/4 cup chopped onion
- 2 cloves garlic, minced
- 2 cups milk
- 1 - 10 3/4 oz can condensed cream of chicken soup
- 1 - 7 oz can whole kernel corn with sweet peppers, drained
- 1 med tomato chopped (3/4 cup)
- 1 - 4 oz can diced green chiles, drained
- 2 Tbsp fresh cilantro or parsley (I use dried and cut back on the amount)
- 1/4 tsp ground red pepper
- 1 cup shredded monterey Jack cheese

1. In large saucepan, cook ground meat, onion and garlic until meat is brown and onion is tender. Drain fat from pan
2. Stir in milk, soup, corn, tomato, chili peppers, cilantro and ground red pepper. Bring to boil. Reduce heat and simmer uncovered for 5 minutes, stirring occasionally. Add cheese, cook and stir till cheese melts. Makes 4 servings.

RNGQ PROGRAMS SEPTEMBER 2010 – JUNE 2011

September – Rose Hughes

- Lecture - September 15,2010 – “Great Color – Without Fear”
- Workshop - September 16 & 17 – “Dreamin Up Landscapes”

October – Margaret Rolph

- Lecture – October 20,2010 “Using, Making, Embellishing Fabric and More”
- Workshop – October 23, 2010 – “Beads & Bags”

November – Jessica Ledger

- Lecture & Trunk Show November 17, 2010
“Who, What, Why and How to become a Selvage Queen”

December – Happy Holidays

January – Cathy Racine

- Lecture – Wednesday January 20, 2011 –
“Needles, Threads, Tension & Shopping”

February – Cathy Wiggins

- Lecture – Wednesday February 16, 2011 –
“Designing Quilts from Photographs”
- Workshop – February 18,19 2011 – “Quilts from Photo’s”

March – Dr. Don Locke

- Lecture – Wednesday March 16, 2011 – “The Supper Quilt”

April – Guild Member Share Night – Wednesday April 20, 2022

May – Pot Luck Supper – Wednesday May 18, 2022

June – Karen Eckmeier

- Lecture – Wednesday June 15, 2011 – “Oops- My edges are Showing”
- Workshop – Thursday June 16, 2011 – “Colorific Quilters”

SEPTEMBER - ROSE HUGHES

LECTURE WEDNESDAY SEPTEMBER 15, 2010

GREAT COLOR—WITHOUT FEAR

We are surrounded by color every day of our lives. Participate in the human color wheel while reviewing the color basics. Then we'll go beyond and learn to see the colors of everyday life, to trust what you see and how to incorporate these color palettes into your quilts.

2 DAY WORKSHOP – SEPTEMBER 16,17 2010


DREAMIN UP LANDSCAPES

Ever see a beautiful scene that you know would make an amazing quilt? In this workshop you will learn how to capture and translate your favorite landscape photographs into colorful designs and unique fabric art.

You'll create your own dream landscape while learning and using Fast-Pieced Appliqué™ techniques and embellishments. In just 2 days you'll learn the secret of how this technique uses machine piecing and appliqué in combination to simplify complicated curves and circles. Additionally, explore layering you work with a wide variety of unusual embellishments— so you can capture the spirit of your photos in fabric form.

You'll take home a unique class projects and a unique piece designed from your original landscape photo, and the skills and techniques to apply in future projects.

Length: 6 hours (each day) Level: Serious Beginner



OCTOBER – MARGARET ROLPH



LECTURE: LECTURE OCTOBER 20, 2010

Using, Making, Embellishing Fabric and More

A journey via slides and trunk show through my eclectic quilts, bags and beads: from piecing, appliqué, and thread painting, to making and manipulating fabric and other fabric-like materials. I will show the results of using a wide range of embellishments, beads, threads, paints and plastics for a variety of effects.

WORKSHOP – OCTOBER 23, 2010

BEADS & BAGS

Make an eclectic small purse or zippered cosmetic bag lined with vinyl. The objective of this workshop is to learn beading on fabric and cord-making techniques, while completing a small, simply styled evening bag or zippered cosmetic bag.

SUPPLIES TO BRING:

“special fabric” ½ yard or more – your “special fabric” can be a hand-dyed or hand-painted fabric, or a piece of collaged, or strip-pieced or other embellished fabric. If you have any questions about the kind of fabric, you can call or email me.

Lining fabric in coordinating color – ½ yard

Sewing machine, bobbins, free-motion foot

Variety of threads

Rotary cutter/mat

Fabric scissors

Paper scissors

Hand-sewing needles

Embroidery threads

Ribbons, yarns, nubby threads in colors coordinating with your “special fabric”

You can bring the following items, OR you can purchase a kit, available on the day of the workshop, for \$5.00. There will be several colorways of beads available:

Beads – a variety of beads – in colors to coordinate with your “special fabric”

Beading thread

Beading needle

½ yard batting

½ yard fusible web

ADDITIONAL SUPPLIES SPECIFICALLY FOR ZIPPERED COSMETIC BAG:

If you choose to make a zippered cosmetic bag, you can bring the following items, OR you can purchase a kit, available on the day of the workshop, for \$3.00:

9” inch zipper

½ yard Vinyl for lining

NOVEMBER – JESSICA LEDGER

LECTURE & TRUNK SHOW NOVEMBER 17, 2010

"Who, What, Why and How to become a Selvage Queen".

Experience the creative world of Art wear, inspiration and techniques with the Selvage Queen, Jessica Leger

She has been sewing since she was 9.

Who were the people who inspired her or made her sew?

Why did she so young?

What did she do and why was she compelled to create with the "Naughty Threads" and "Naughty Friends" of her life?

How and why did she get from calico dressed matching outfits to jackets with tails?

A past Selectman, past Chairman of various Town Committees and still Chairman of the Westminster New Town Hall Building committee, past president of another guild, ongoing Docent and babysitter for 4 grandchildren, where does she store all this weird clothing when she lives in a 1000 square foot camp and why is she amassing more fabric and thread when she has enough for a thousand quilts and why did she make the ones that are everywhere?

All will be answered.



JANUARY – CATHY RACINE

LECTURE WEDNESDAY JANUARY 20, 2011

“NEEDLES, THREADS AND TENSION + SHOPPING!”



Cathy Racine from the Charlton Sewing Center will present her show stopping lecture from the 2010 MQX lecture series on “Needles, Threads and Tension” – something we all need to review and be reminded of every once in a while.

Cathy is also going to have needles and a variety of threads with her for sale after the lecture.

FEBRUARY – CATHY WIGGINS

LECTURE – February 16, 2011

“DESINGING QUILTS FROM PHOTOGRAPHS”

Designing Quilts from Photographs through the Use of Value

In this lecture Cathy explains the technique that she uses to go from a photograph to a completed quilt. She uses several of her own quilts as examples, including her nationally recognized "The Cowboy Quilt." As an introduction, she also shows how she first applied this technique to watercolor paintings and then adapted it to quilting.

The participant will learn:

- What fabric values are and how to use them
- How to select photos as potential quilt patterns
- How to turn a photo into a pattern using photo copiers and projectors
- How the importance of fabric value can make or break a quilt
- How to better select fabric for a quilt pattern using value


WORKSHOP – February 18 &19, 2011

“Quilt’s from Photo’s”

In this workshop, students will develop their own appliqué pattern from their own photograph. Students will spend the morning learning about value and practicing the technique. They will then use their own photographs to make a pattern. Before the workshop, students will work with Cathy on selecting a photograph. Cathy will then bring an enlarged copy of each student’s photograph to the workshop.

Participants will learn:

- The importance of value in fabric selection and pattern creation.
- How to create an appliqué pattern from a photograph.
- Ideas for using the completed medallion.



Materials list

Students need to send Cathy the photo they want to use by Jan. 15. They are welcome to send as many as they would like and she will work with them to select the best one for the project. She prefers email over snail mail. You need to select fabrics for your project. You will need at least 5 values of fabrics. You can bring more and she will help you decide which ones work best.

Cathy Wiggins – cathywiggins@earthlink.com

MARCH – DON LOCKE D.D.S.

LECTURE – WEDNESDAY March 16, 2011

“THE SUPPER QUILT”

- Made by Don Locke D.D.S.
- 2 ½ years to sew the pieces together
- 51,816 pieces of fabric
- 350 different fabrics used
- Entire quilt is 5’6” high X 15’25” wide



JUNE – KAREN ECKMEIER

LECTURE – WEDNESDAY JUNE 15, 2011

OOPS – MY EDGES ARE SHOWING

Is it straight-stitch appliqué or raw-edge collage? No matter what you call it, the edges of the fabric are bound to fray, but that's OK! From early hand appliqué pieces, up to her current straight-stitch appliqué series, Karen's presentation will definitely give you some ideas on where to find inspiration and how to deal with those scary edges encountered along the way.



Workshop – Thursday June 16, 2011

Colorific Quilters (Circle of Friends)



A kaleidoscope of fusible friends and fashion! Surround yourself with the special people in your life - your quilting friends! Dress them up in their favorite colors, typical quilting outfits, and give them a "good hair" day. Be sure to include your self-portrait to complete your friendship circle.

Finished size: 25" x 25"

QUILT FUN

Rising Star Quilters 23rd Annual Quilt Show and Sale

Cary Memorial Hall, 1605 Mass Ave., Lexington, MA

Sat., Oct. 16, 2010, 10am-5pm

Sun., Oct. 17, 2010, 11am-4pm

Two exhibit halls, one on each floor. On the entry level you will find our wonderful Boutique, our Café, demonstrations by RSQ members, our Raffle Quilt and Mini-quilt Raffle, Raffle Baskets, and many member's quilts. On the lower level you will find vendors, many more member's quilts, and our Challenge Quilts: this year's challenge is "Going in Circles!"

Handicapped parking is available in the driveway in front of Cary Hall. A portion of the proceeds will be donated to REACH...beyond domestic violence. Admission \$5.00.

For more information visit <http://www.risingstarquilters.org>

Quilters by the Sea Biennial Quilt Show

"Welcome Home"

Portsmouth Middle School, Jepson Lane, Portsmouth, RI

Sat., Oct. 16, 2010, 10am-6pm

Sun., Oct. 17, 2010, 10am-4pm

On display will be over 100 quilts of all sizes ranging from mini to bed size, all made by guild members. A 'Small Quilt' silent auction, to benefit the New England Quilt Museum, will be included, as well as a Vendors Mall, Raffle Baskets, Raffle Quilt and Boutique with items made and donated by guild members. Additionally, there will be food available and the site is Handicap Accessible. Donation is \$5.00 per person.

For additional information please visit our web site: <http://www.quiltersbythesea.com>.

A Quilters' Gathering

The Radisson Hotel, Spitbrook Rd., Nashua, NH

Presented by Eastcoast Quilters Alliance 3, LLC

Thurs.-Sun., Nov. 4-7, 2010

Over 70 workshops, exhibits, Vendors Mall, special events - open to the public - Thursday, Friday and Saturday, 10am-6pm, Sunday, 10am-3pm. Daily admission - \$10.00, Multi-Day Pass - \$15.00

2010 Invitational Exhibit: Amish Quilts - Amish Culture, from the collection of Dorothy Bossleman.

2010 Quilt Contest Theme: "Plain & Fancy" - Amish Designs in Modern Times and an exhibition and contest of wearables in "The Art of Fine Fashion" - entry deadlines are September 15, 2010.

For much more information: www.aquiltersgathering.com

MEMBER ADVERTISEMENTS

MAD ABOUT QUILTS

Longarm Rental Program

Quilt your own quilt
on our APOS Millenium Longarm machine

Call or e-mail for more info
or an appointment today

contact@madaboutquilts.com

Visit our ***online store*** for our current
selection of fabric, wide-backs, quilts,
Superior Thread, books, patterns, and more

www.madaboutquilts.com

Conveniently located between Boston and Providence

Studio open by appointment only:

574 East Street

Mansfield, MA

774-254-2629 - Mary Ann Zonenshine

508-353-7281 - Dora Dorval



Become a FAN today!



APOS Authorized Dealer




Diana Richard, CTC, MCC
Travel Counselor

260 Franklin Village Drive
Franklin, MA 02038-4005
Tel: 508-528-9300
Fax: 508-528-8390
Email: drichard@aaasne.com



RNQG Newsletter
c/o Deb Woodhams
420 Madison Street
Wrentham, MA 02093



Good friends are like quilts. They age with you, yet never lose their warmth.