

Laurel Wreath

Volume 28 • Issue 4

Newsletter of the Rhododendron Needlers' Quilt Guild

March - April, 2011

Presidential Musings...

Dear RNQG'ers,

As I write this our quilt show is just about one month away. The thing I always love about the show is seeing the people come, hearing their comments, and sharing our love of the craft of quilting with others. It takes a lot of work and I take this opportunity to thank those of you who have already logged long hours and boundless energy towards the success of our show, and I encourage all Rhody members to participate in making the show a success. Another wonderful thing about the show is that there's a job for everybody...from helping with set up and take down, to working during the judging the week before, to manning the various key areas of the show, to contributing a bag for the bag sale, and more...there's a place for everyone.

Please remember during the show that certain individuals within the guild have taken on the responsibilities for given areas and have made decisions about how the work of that area is to be conducted. Whether you are working at admissions, the bazaar, white-gloving, whatever, please follow the instructions of the person in charge of the area. Sometimes we may not know why the person in charge has chosen to do something a certain way, but there's almost always a reason. Our job is to do what they ask of us.

A hallmark of the Rhododendron Needlers Quilt Guild has always been its programs and the guild is well-known for our shows (we just received an email from a group of people coming from Maine for the show, looking for local hotel info). And just like our show, our guild needs the support of all of its members throughout the year. Looking past the show itself, the time is quickly approaching for the annual election of our Board, the driving force behind the operation and continuing well-being of the entity we all benefit from so much. There's not a person in the guild who lacks the ability to contribute to the overall good of the guild; hopefully you will consider serving on the Board. There are many roles to be filled and service is not difficult. The Board meets every other month during the guild season and responsibilities are clearly defined. Sometimes it seems all of our lives are busy and we are loathe to take on one more thing, but I always remember something my high school drama coach used to say: "When you need something done, ask a busy person. A person who isn't busy will never be able to find the time."

*With best regards,
Linda Newberry, RNQG President*

The deadline for the next issue of the Laurel Wreath will be April 15. Please send articles and items of interest to Deb Woodhams.

RNQG ADMINISTRATIVE NOTES

From the Editor:

First, I'd like to thank everyone that donated items for the raffle baskets. So far I've been able to put together 14 themed baskets with all of your generous donations! The fabric, notions, books and patterns that came in are just unbelievable! Once again, our group has proved just how generous and thoughtful we really are.

I'd also like to thank everyone that made a raffle quilt block. I can't be at the next guild meeting but Rita Partridge will accept your blocks for me if you have one to turn in. I can't wait to get started on putting it all together!

Lastly, I look forward to seeing everyone at the show. I can't even begin to tell you how much I love seeing everyone's hard work. I look at everything from color combinations to quilt patterns to what type of thread was used. All of it offers inspiration for me.

Deb Woodhams

RNQG WEBSITE

Nominations for RNQG board positions can now be submitted through our website – four “clicks” and you're done!

1. From the home page, click on “Member Resources” in the left menu.
2. Scroll down this page until you see the “Nominations” paragraph. Click on the word “Nominations”.
3. At the bottom of the new page, click on the phrase “email entry form”.
4. Type in the name of the person you would like to nominate and pick the position you think they should have from the drop-down list. Then click the “Submit” button.

Nominations are anonymous. You may nominate yourself! All nominees will be contacted for permission before their name is added to the ballot.

Please remember – if you have questions on how to use the website, problems with the website, or suggestions for features or improvements, email them to webmaster@rnqg.org.

If you have any question or have difficulties with anything on the website, don't hesitate to contact me through webmaster@rnqg.org.

UPCOMING BOARD MEETINGS

March 9, 2011 at 7:00 pm

Board meetings are held at All About Quilts, 958 Main Street, Walpole. All members are invited to attend. All board members are encouraged to attend.

Future board meetings will be held on the following dates:

March 9
May 11

RNQG Board for 2010 - 2011

President:	Linda Newberry
Vice President:	Linda Hancock
Secretary:	Rita Partridge
Treasurer:	Diana Richard
Programs 2010-11:	Sarah Brewin & Celine Spader
Programs 2011-12:	Celine Spader & Diana Annis
Membership:	Vicki Pariyar & Betti Hayes
Newsletter:	Deb Woodhams
Hospitality:	Jacqueline Fleishman & Ann Thomas
Library:	Lisa Steinka & Marsha Thompson
Directory:	Barbara Becker
Monthly Raffle:	Deb McManus
Quilted Comforts:	Paul Burega
Rack Keeper:	Diana Annis
Connecting Threads:	Deb Woodhams
NEQMA liaison:	Patty Sawyer
Quilt Show:	Jane McClellan
Historian:	Avis Davidson
Raffle Tickets:	Venera Emmi
Block-of-the-Month:	Linda Hancock & Joanne Beaupre
Webmaster:	AnneMarie Freitas




Hospitality Reminder

A friendly reminder to all members, please remember to bring your goodies if it's your turn. We all enjoy them!

MEETING INFORMATION

All RNQG meeting are held at 7:30 pm at the Italian-American Club, 109 Stone Street, Walpole, MA. You'll receive a raffle ticket for a fun prize when you wear your name tag!



Library Notice

Have you checked a book out of the RNQG library. Books are allowed to be checked out for two months. Please be sure to bring them back so other members can enjoy them as well. Don't forget we have newly acquired books for all to enjoy! Check one out now and get inspired!



Connecting Threads

If you know of someone that should have a card sent to them, please feel free to contact me by [clicking here](#).

Deb Woodhams

Comfort Quilts - Paul Burega


All are welcome to attend! which can be a lonely time for those who are terminally ill. The hospice patients love quilts with big prints and bright colors, and with a number of the patients with dementia, they also loved the juvenile prints on the fabrics which remind them of a happier time in their childhoods.

You can help out by making a top, cutting fabric for a kit, quilting a top, or helping out at a quilt-a-thon. We are always looking for batting, as the lap quilts are less than 45" x 60", and you can make a tax deductible donation through the UUAC and direct the funds for the Power Of The Quilt Project, and those funds will be used to purchase batting and other supplies to complete the many quilt tops that are made each year.

Contact Paul Burega or Craig Cohen at any RNQG meeting.

Following are other upcoming quilt-a-thon dates and their locations.

Saturday March 19th, 2011 Sherborne UUAC



SPRING into Action!


March is the month for nominations to the RNQG board for next year. As always, a number of positions will open at the end of this fiscal year.

No prior experience is necessary – just a passion for quilting, a positive outlook, and the desire to help RNQG to adapt to changing times. Short job descriptions can be found on the RNQG website as described in the “Website News” article. More detailed information is available from current board members.

One position which has been vacant for several years is “Publicity”. The publicity committee is expected to distribute information about upcoming meetings and workshops “to increase attendance at Guild activities and to increase public awareness of Guild members and activities”. It is likely that with advertising, the guild will have an easier time filling workshops – which means it will be able to continue hosting workshops with nationally-recognized quilters!

Publicity in the electronic age is actually simpler than it was when the guild was born. Many newspapers have on-line forms for submitting items to their calendar. A few use email. For both cases, the text can be entered once in your favorite word processing program, then cut-and-pasted for each newspaper submission...no paper, no stamps, no trips to the P.O. And we already have a list of local newspapers and their submission requirements.

So...as you contemplate how you can help the guild next year, remember that not all tasks require a huge time commitment...and many jobs can be shared! You’ll never find a nicer group of people to work with!



Block of the Month



Block of the Month is an opportunity to try out some new techniques and designs, showcase your skills and use up some scraps. If you are a lucky winner, you will go home with the beginning of a nice quilt or wall hanging. Block of the Month is a unifying activity - a chance to see different approaches to the same block and to admire each other's work.

This is how it works: Each month any member who chooses to participate makes a block (or several) using a predetermined design and color scheme. At the monthly meeting they are turned in and displayed for all to admire! Each maker puts his/her name on a slip of paper and into a basket - one slip for each block made. (If you really like a particular block, make several so you have more chances to win them all.) At the conclusion of the business meeting, a name is drawn from the basket and the lucky winner takes home ALL the blocks.

I am assuming a 1/4" seam allowance. Please use 100% cotton, prewashed for color stability. The size given in the instructions include the seam allowance to join the blocks together. "Finished" size does not include the seam allowance.

All directions can be found at the RNQG website at www.rnqg.org.

Good luck and enjoy!!!



March Block of the Month - "Indian Star"

Let's make this a "stash buster" by using assorted light, medium and dark fabrics.

April Block of the Month - "Pineapple Blossom"

Lets make this a "stash buster" by using scraps of darks and lights, with a red center to the block.



May Block of the Month - Applique Floral Wreath

For this block, we will use a white or white on white for the background and scraps for the applique.

Any questions, please feel free to contact me.

Linda Hancock
Block of the Month Coordinator

QUILT SHOW NEWS!

Any member planning to sell items at the Boutique Table in our quilt show can print a copy of the Consignment Form from the website! Just click on “Quilt Show 11” in the main menu. The Quilt Show page now has a tab for “Boutique”. Click on this tab to get information about the boutique and a link to the Consignment Form.

A reminder to all guild members, your fee for entering quilts into the show is to volunteer your time. Whether you help white-glove, sit at the admissions table or help with set-up or take-down, we need your help in every aspect of this show as it takes the entire guild to put the show together.

One area desperately in need of immediate help is spreading the word about the Last Supper Quilt to all the local churches. Please contact Jacqui O'Brien to see how you can assist in this very important task! This is a great opportunity for the guild but we need everyone to step up to the plate.



Rhododendron Needlers Quilt Guild



Proudly Presents

Traditions and Treasures Quilt Show

March 19 & 20, 2011

Blue Hills Regional Technical School
Canton, MA

Saturday, 19th 10am - 5pm
Sunday, 20th 10am - 4pm

1-Day Admission \$7.00
2-Day Admission \$10.00
(Children under 12 free)

For more information
www.RNQG.org

Plenty of Parking

Vendors Galore

Raffles

Boutique

100's of Quilts

Refreshments

Exhibiting at the show
1st Appearance in Massachusetts

The Supper Quilt

Designed and pieced by Dr. Donald Locke
And quilted by world renowned quilter Linda Taylor



The Supper Quilt

- ❖ 15.25 ft wide, 5.6 ft high*
- ❖ 51816 ½ inch squares*
- ❖ 350 different fabrics*
- ❖ 2.5 years to complete*
- ❖ 1200 hours of piecing*
- ❖ 31 states have hosted the quilt*

Modeled after Leonardo deVinci's famous work, "The Last Supper". This quilt is a masterpiece in and of itself. A labor of love created by Dr. Donald Locke. This quilt has traveled the globe. The goal of Dr. and Mrs. Locke is to ensure the quilt is displayed in every state. The quilt has only appeared in New England once and now will be on display in Canton, Massachusetts at the Rhododendron Needlers Quilt Show.

For more information
www.thesupper.net

MARCH – DON LOCKE D.D.S.

LECTURE – WEDNESDAY March 16, 2011

“THE SUPPER QUILT”

- Made by Don Locke D.D.S.
- 2 ½ years to sew the pieces together
- 51,816 pieces of fabric
- 350 different fabrics used
- Entire quilt is 5’6” high X 15’25” wide



Quilt Workshop!

Karen Eckmeier

Scrappy Layered Log Cabin

June 16, 2011
9:30 am - 4:00 pm
All About Quilts



This Log Cabin really has an attitude! Relax and enjoy topstitched seams, curved edges, no measuring, blocks of different sizes and raw-edge prairie points embellished with beads.

Finished size: Wallhanging / Lap Quilt or Bed Quilt (student's choice).

RNGQ PROGRAMS SEPTEMBER 2010 – JUNE 2011

September – Rose Hughes

- Lecture - September 15,2010 – “Great Color – Without Fear”
- Workshop - September 16 & 17 – “Dreamin Up Landscapes”

October – Margaret Rolph

- Lecture – October 20,2010 “Using, Making, Embellishing Fabric and More”
- Workshop – October 23, 2010 – “Beads & Bags”

November – Jessica Ledger

- Lecture & Trunk Show November 17, 2010
“Who, What, Why and How to become a Selvage Queen”

December – Happy Holidays

January – Cathy Racine

- Lecture – Wednesday January 20, 2011 –
“Needles, Threads, Tension & Shopping”

February – Cathy Wiggins

- Lecture – Wednesday February 16, 2011 –
“Designing Quilts from Photographs”
- Workshop – February 18,19 2011 – “Quilts from Photo’s”

March – Dr. Don Locke

- Lecture – Wednesday March 16, 2011 – “The Supper Quilt”

April – Guild Member Share Night – Wednesday April 20, 2022

May – Pot Luck Supper – Wednesday May 18, 2022

June – Karen Eckmeier

- Lecture – Wednesday June 15, 2011 – “Oops- My edges are Showing”
- Workshop – Thursday June 16, 2011 – “Colorific Quilters”

MEMBER ADVERTISEMENTS

MAD ABOUT QUILTS

Longarm Rental Program

Quilt your own quilt
on our APOS Millenium Longarm machine

Call or e-mail for more info
or an appointment today

contact@madaboutquilts.com

Visit our ***online store*** for our current
selection of fabric, wide-backs, quilts,
Superior Thread, books, patterns, and more

www.madaboutquilts.com

Conveniently located between Boston and Providence

Studio open by appointment only:

574 East Street

Mansfield, MA

774-254-2629 - Mary Ann Zonenshine

508-353-7281 - Dora Dorval



Become a FAN today!



APOS Authorized Dealer



Diana Richard, CTC, MCC
Travel Counselor

260 Franklin Village Drive
Franklin, MA 02038-4005
Tel: 508-528-9300
Fax: 508-528-8390
Email: drichard@aaasne.com

STRAIGHTEN-UP



WITH
CHIROPRACTIC



ZELAYNA R. RAUCH, D.C.

219 BRIDGE STREET


DEDHAM, MA 02026

781-326-8100

DEDHAM FAMILY CHIROPRACTOR



RNQG Newsletter
c/o Deb Woodhams
420 Madison Street
Wrentham, MA 02093



Good friends are like quilts. They age with you, yet never lose their warmth.