

Laurel Wreath

Volume 32 • Issue 2 Newsletter of the Rhododendron Needlers Quilt Guild November-December, 2014

Dear Quilting Members,

My hope is that this letter finds you well. So many exciting things are going on in our guild and the quilting world. Our first two programs were quite enjoyable and educational. Of course, we have our Quilt Show to look forward to. I really hope everyone will show off at least one of their creations. Also our raffle quilt is going to Manchester to The Gathering. I hope we sell lots of raffle tickets.

I am super pleased that people have stepped up to take care of hospitality, to be my Vice President and to take care of programs for next year. I feel great about us and our ability to work as a team.

Thank you to all who have volunteered..... and happy quilting!

Zelayna Rauch
President

Please forward submissions to the newsletter to Lhancock42@aol.com. The deadline for the next edition of the Laurel Wreath is December 20, 2014.

MEETING INFORMATION

All RNQG meetings are held at 7:30 pm at the Italian-American Club, 109 Stone Street, Walpole, MA. Getting to know each other can be difficult. Please remember to wear your nametag to meetings. If you do, you'll receive a raffle ticket for a fun prize!

SCHEDULE OF BOARD MEETINGS

Board meetings are held 6:30 – 7:55 at the Walpole Public Library, Pinnacle Room, 143 School Street, Walpole. All members are invited to attend. All board members are encouraged attend.

September 3, 2014
 November 5, 2014
 January 7, 2015
 March 4, 2015
 May 6, 2015

WEBSITE

AnneMarie Freitas continues to work her magic to make the RNQG website both full of information and very user friendly. If you have anything you'd like her to post, you can reach her at webmaster@rnqq.org. If you need to check the date of a meeting or what events are coming up, please remember to visit the website at www.rnqq.org.

BOARD OF DIRECTORS 2014-2015

President:	Zelayna Rauch
Vice President:	Diana Richard
Secretary:	Rita Partridge
Treasurer:	Helen Curtis
Programs 2014-2015:	Teddi Weber
Programs 2014-2015:	AnneMarie Freitas
Membership:	Jane McClellan Joanne Beaupre
Newsletter:	Linda Hancock
Hospitality:	Trudy Meehan Venera Emmi
Library:	Lisa Steinka
Monthly Raffle:	Vacant
Quilted Comforts:	Paul Burega
Rack Keeper:	Diana Annis
Connecting Threads:	Joanne Beaupre
NEQMA Liaison:	Tara Lynch
Auction/Fundraiser:	Vacant
Quilt Show 2015:	Sarah Brewin
Historian:	Terry Greenstein
Raffle Quilt 2015:	Joanne Beaupre Karen LeBlanc
Webmaster:	AnneMarie Freitas
Publicity:	Vacant

CONNECTING THREADS

This year the RNQG contact person for Connecting Threads is Joanne Beaupre. If you know of someone who could use a greeting card on behalf of the guild, please contact Joanne at Jcb124@aol.com or by calling her at 781-326-4138.



RNQG PROGRAMS 2014-2015

Guild meetings are held on the third Wednesday of the month at the Italian-American Club, 109 Stone Street, Walpole, MA. Unless stated otherwise, all workshops are held at All About Quilts, 958 Main Street, Walpole, MA and run from 9:30AM to 4 PM.

Workshop fees: \$60 for RNQG members, \$65 for non-RNQG members. Additional costs (if applicable) are listed in program description. Any non-RNQG member registered for a workshop may attend the guild meeting preceding the workshop free of charge.

Workshop fees are due at the time of registration. Until payment is received, you are not considered registered. If you register for a workshop and find you are unable to attend, there will be no refund from RNQG. You may find a replacement for your spot and have that individual pay you directly.

November 17, 2014 7:00 - 8:30 PM The Arbors of Taunton

***** Silver City Quilt Guild Meeting -- This meeting is free to RNQG Members *****

**Karen Kay Buckley Website: karenkaybuckley.com
Lecture: "To Border or Not to Border, That is the Question"**



borders. According to Karen, might think!"

The focus of this lecture is quilt borders, with attention given to each of the following topics: Does this quilt need a border? If so, what things need to be considered when selecting the border? What are the steps in designing a border? Is there anything I can do to ensure my quilt will lie flat?

Karen will show photos of many of her quilts, discussing her border choices and sharing fun stories over the course of the evening. She believes the right border enhances a quilt, and hopes this program will inspire attendees to give greater attention to their "Designing your own borders is much easier than you

November 18 2014 10 AM - 4 PM
Myrick's Methodist Church, Berkley, MA

Karen Kay Buckley
Kansas Rose

You will be amazed at how easy it is to get smooth curves and sharp points as you machine appliqué this design using an invisible stitch! This project also includes reverse appliqué and a fabric overlay for some added excitement. Come spend a fun-packed six hours with Karen and learn lots of tips and tricks.

Workshop Price: \$70



November 19, 2014 7:30 – 9 PM Italian - American Club, Walpole

Karen Kay Buckley Website: karenkaybuckley.com
Lecture: "From the Beginning...Album of a Quilter"

Sit back and enjoy the ride as Karen takes you on a journey through her growth as a quilter! You will see how the journey started (i.e., her first quilt) up to her most recent work. See how a project develops and comes to fruition, and take note as Karen shares the important things she has learned along the way. Karen will also give us a glimpse into her world with a slide tour of her home and studio.

November 20, 2014 10 AM - 1 PM All About Quilts

***** half-day workshop *****

**Karen Kay Buckley
Drafting Appliqué Patterns**

You do not have to be an artist to design appliqué! In this workshop, you will learn to draw traditional appliqué blocks such as the Rose of Sharon and Harrison Rose, as well as blocks that are more free form like those found on Karen's Flowers and Friends quilts. Appliquéd borders design will also be discussed.



Flowers and Friends II
by Karen Kay Buckley

January 21, 2015 7:30 - 9 PM Italian - American Club, Walpole

**Marian Bressel Website: fabritique.com
Lecture / Trunk Show: "Fabric Trip to Africa"**

Join tour guide Marian Bressel on a textile tour of the "plateau continent".

A quilter since the mid 1980's, Marian was uninspired by the selection of fabrics -- mostly calicos -- available in American shops during this era. While vacationing in Africa in 1991 she was exposed to the vibrant colors and designs used by the natives and knew she'd found her muse. She brought many yards back to the U.S. for her personal use, but eventually decided they should be made available to other American quilters.

During the evening lecture, Marian will discuss the different types of fabric manufactured in Africa, the origins of the designs found on the fabrics and the significance of fabrics in African culture. This will be a *tactile* textile experience -- many fabric samples will be passed to members of the audience!



**February 18, 2015 7:30 - 9:00 PM Italian - American Club,
Walpole**

**Marianne L. Hatton Website: mariannehatton.com
Lecture / Trunk Show: "Jill of All Trades, Mistress of Some"**

Hear the evolutionary tale and see the works of a quilter from a distant continent!

Raised in South Africa in a family and culture that encouraged and practiced handwork, Marianne Hatton can barely remember a time when she didn't have a needle in hand. She began sewing her own clothing at an early age and as a young adult taught Home Economics in South African high schools.

Her transition to quilter occurred some time after she moved to the US. Her first ventures in this country were in the specialty wedding cake and fabric import businesses. These were ultimately abandoned when she realized how much she missed teaching and creating quilts. For more than 20 years she has focused her energy on teaching classes in quilt making. Her goal is to enable students to put their own stamp on their quilted creations and to coax out the latent talent for design that many of us don't know lies within, while teaching solid construction techniques for the lasting legacies our quilts may become.



Marianne's quilts are usually grounded in tradition and some are free form designs. She rarely knows what the outcome of a quilt will be when she begins, preferring the "mystery" as the quilts grow, change, and evolve towards a surprise ending. The planning happens in progress and is what keeps her interested and excited. Her book, "Simply Dynamic Sampler Quilts," was published by the American Quilters Society in 2010. It showcases what Marianne refers to as the "next generation of sampler quilts."

March 18, 2015 7:30 – 9 PM Italian-American Club

Guest Speaker: Pat Ferguson
Topic: Zentangles

Website: patfergusonquilts.com

Zentangle®...you've likely heard the word before, coined in late 2003 by Rick Roberts and Maria Thomas. You may have even seen samples of the art form, intricate-looking designs, typically in black and white. But do you realize that you have all the skills needed to create your own? If you can write your name, you can create a zentangle! The method has a few very simple steps that are easy to learn and follow.



Pat Ferguson (aka the "Zen Quilter") is a longarm quilter and Certified Zentangle® Teacher who uses this wonderful art form to inspire her machine quilting. According to Pat, "I could not draw until I created my first Zentangle, and then I was hooked! Even if you think you can't draw let me prove you wrong!"

During this program, Pat teaches the basics of Zentangle and how it can influence your machine quilting or possibly encourage you to begin to machine quilt. You will also be inspired by the "zen" quilts she brings for your viewing pleasure!

Pat's passion for quilting began in 1980 and has evolved into a lifetime ambition. She enjoys trying new techniques and incorporates them into her custom work and classes. She became a Certified Zentangle Teacher in 2010 and subsequently authored the "Zen Quilting Workbook" which includes patterns created by Pat, amazing designs created by her students, and teaches the reader how to produce unique continuous line designs that are easy to execute!



Detail of "Dahlia" Quilt
by Pat Ferguson


* **Please Note:** There will be a mini-workshop during this program. Each participant will draw a 3 1/2" zentangle over the course of the evening. If you would like to try your hand at zentangling, you must purchase the "Zentangle Starter Kit" from Pat -- \$6 fee to be paid that evening. Advance sign-up is requested so Pat will know how many kits to bring. You may sign up at guild meetings now through February or by email to programs@rnqg.org. If you prefer to be an observer, a projector will allow you to watch Pat's work. You may also walk around the room to see how participating guild members progress in their designs.

Demystifying Zentangles®

According to the official Zentangle® website, "Zentangle® is an easy to learn method of creating beautiful images from repetitive patterns". Pat Ferguson (our guest speaker for the March guild meeting) adds, "It requires no artistic skills. It is therapeutic, non-technical, helps break creative block and takes on its own form with each person's individual style."

Pat is a pioneer in the area of "Zen Quilting". She moved Zentangles® from their origins of black ink on white cardstock into the world of quilts by allowing the art form to inspire designs for her machine quilting.

The March guild meeting will have two segments. The first part of the evening is a trunk show of Pat's quilts. During the second half of the evening, Pat invites guild members to try their hand at the art form. She will demonstrate how to draw several basic Zentangle® shapes (such as the one shown below).



Workshop participants will claim seats at tables placed near the front of the room. To join in the workshop, you must pre-register so Pat will know how many "starter kits" to bring for the evening. Each kit contains all the tools and supplies needed for drawing Zentangles®. The \$6.00 fee for the starter kit must be paid to Pat that evening.

Individuals who choose not to join the workshop are free to get up to observe the progress of participants or can simply watch Pat's pen strokes which will be projected on a screen.

Registration for the workshop closes at the February guild meeting! To register, please send an email to programs@rnqg.org with subject "Zentangles". Make sure to include your name in the body of the email!

April 15, 2015 7:30 - 9 PM Italian-American Club, Walpole

Show & Tell: The Winners Are...

With the show behind us, it's time for the makers of the winning quilts to take a bow!

Use this opportunity to

- take a close look at the quilts deemed "best" by the judge and show-goers...
- hear the stories behind the quilts...
- ask those, "how did you..." questions...

and simply celebrate the art that binds us together!



May 20, 2015**7:30 - 9PM Italian-American Club, Walpole****Guest Speaker: Kathie Beltz****Lecture: Studio 180 Tool Demonstration and Trunk Show**

Do you struggle to get all of your quilt blocks the perfect size? Are you looking for a way to eliminate mathematical calculations when changing the size of a block? Do you want to forget the theorems you learned in high school geometry?


If the answer to any of these questions is "Yes!" then this program is perfect for you. The focus of the evening is the set of quilting tools created by Deb Tucker of Studio 180 designs. Each tool was engineered to simplify measuring, cutting and trim down of basic quilting blocks -- half square triangles, flying geese, and square-in-a-square units among others -- making it easy to create beautiful quilts without a lot of fuss.

Kathie Beltz is a Certified Instructor of Studio 180 Design FUNdamental Tools who is "totally addicted to quilting." Her quilting addiction began in 1995, advanced to teaching in 2004, and became critical when she took the final leap into judging in 2007. Her own quilts have won numerous awards around the country.

The presentation will demonstrate use of Studio 180 Design tools and include a trunk show of quilts.

May 21, 2015 9:30AM – 4 PM**All About Quilts****Kathie Beltz****Project: Twister**

This project constructs the pieced border units at the same time as the pieced block units - definitely a two for one deal! Deb's construction methods and Tucker Trimmer I and Tucker Trimmer III tools let you construct all units without cutting or piecing triangle shapes and then gives you the added benefit of trimming down for super high precision. The large setting pieces can easily be trimmed with the Tucker Trimmer III tool. A very simple project to make!



June 17, 2015

6:30 - 8PM Italian-American Club, Walpole



Mingle with guild friends and feast on their favorite dishes at this end-of-the-quilting-year celebration. There's always great variety! Be among the first to get the pre-season scoop on programs scheduled for the 2015-16 quilting year.



Backdrop Hemmers Needed!

Volunteers are needed to assist with making rod pockets and stay-stitching the black drape used as backdrops for the smaller quilts at the guild quilt show. The fabric will be pre-cut to the correct size. A zigzag stitch along the bottom edge and zigzag finish to a 4-inch rod pocket are all that is needed. If you are able to assist in this endeavor, please email webmaster@rnqg.org.



New Monthly Raffle

We are going to add a new raffle in addition to the two monthly raffles we have in place. No money involved on this one. It is a Fat Quarter Raffle. Each month there will be a theme. Donate as many fat quarters as you wish as long as they fit the theme. Each fat quarter entered gets you a ticket. **Please make sure each fat quarter measures 18x22 and is of good quality fabric.** Winning ticket takes the bundle.

The monthly themes will be:

- November - Winter Print
- January - White/light cream tone-on-tone
- February - Red
- March - Green
- April - Spring Prints
- May - Batiks

Programs Wish List?

Though the 2014-15 quilting season is just beginning, it is also time to begin planning for the 2015-16 year! If you have any speakers or topics that you would like to have considered for next year, please email them to programs@rnqg.org.

2015 Raffle Quilt

The Raffle Tickets for the 2015 Raffle Quilt “Under the Leaves” will be available at the RNQG guild meeting.

Over the next few months, my goal is to exceed the Raffle Ticket sales from two years ago. Joanne Beaupre and I would greatly appreciate your support in selling additional raffle tickets.

Thank you.

Karen LeBlanc
Raffle Ticket Chairperson
Phone: 617-469-3076
email: kmlatfdc@aol.com



NEW ENGLAND QUILT MUSEUM

As a member of the New England Quilt Museum, each year the RNQC receives six free passes to the Museum. Each pass is for a member and a guest. If you have not taken advantage of this free visit, you will be very pleased when you do. Lowell is a easy hour and thirty minutes from our area and there is nearby city parking and good restaurants. Please contact me either by e-mail (taralynch5@icloud.com) or by phone (781-828-4016) for your passes.

Tara Lynch, NEQM representative



Quilt Show March 21-22, 2015 News & information

Sarah has just returned from Kenya with 35 beautiful quilts to be displayed and sold at the quilt show.

Sheryl Fowler, from the Kenya guild, will be here to speak and answer any questions at the show.

Have you decided on what quilts you want to enter? Check out the RNQG website for the entry form.


Nine Patch Challenge... Have you completed yours, or have the top finished? If so bring it to the November 19th meeting, and help inspire some more people who have entered the challenge.

Boutique -- Have you decided what you want to put in the boutique? Information about how to go about it is up on the web site.

Publicity Flier -- *is coming*: There will be an announcement flier about the quilt show, will be on the web site by the November 19th meeting.

Baskets -- Do you have an idea for a basket? Maybe you and a friend could do one together? Any donations or help will be greatly appreciated.

Volunteers -- Please start planning on what area you would like to help out your guild in making this a memorable event.



A Quilters Gathering

November 6 - 9, 2014

Radisson Hotel Manchester Downtown, NH

Featuring instructors.....

Esterita Austin
Elizabeth Barton

Grace Errea

Andi Perejda

Carol Taylor

Valarie Poitier

Kimberly Einmo - NEW!

A Quilters' Gathering

2014 Quilt Contest Theme

Poetic Expression

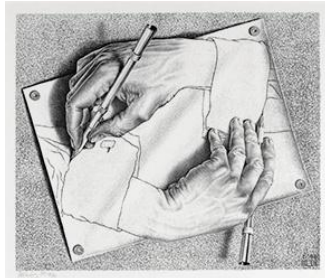
Quilted Compositions of Flowing Fabric, Color, and Design

Deadline is September 15, 2014

Online registration is now open!

we have Art on our mind.....

*Opening night banquet to be held
at the Currier Museum of Art*



CURRIER
MUSEUM
of ART

Exclusive for **A Quilters Gathering™**, this year our Opening Night Banquet is at the Currier Museum of Art! Enjoy the all the exhibits and inspiration at the Museum! Included in our private event is access to the limited time only MC Escher Special Exhibit!

It is the largest collection to be exhibited on the East Coast!


The Currier Museum of Art is only a few blocks from the Radisson Hotel. **A Quilters Gathering™** registration is not required for this event. For more information on the Currier Museum of Art, please visit www.currier.org

Friday night bonus activity....

ARTDET'OX.

with Markus and Leslie

Join local artists Marcus & Leslie for a class which fosters a fun, low stress, non-judgmental environment that inspires everyone to enjoy the process of creating something from nothing. Whether you are a seasoned artist or haven't touched a brush since elementary school, this class will surely get your creative juices flowing. Class includes all paint, brushes, a 16" x 20" gallery wrapped canvas and easel!





ABBY SULLIVAN
PHOTOGRAPHY



www.abbysullivan.com
617-974-4023

SPECIALIZING IN PETS
AND THEIR PEOPLE



MAQ
Mad About Quilts



**Online Store for
Quilts and Fabrics**
www.madaboutquilts.com

Longarm Rental & Quilting Services
T-Shirt & Memory Quilts, Custom Quilts

Dora Dorval
508-353-7281

Mary Ann Zonenshine
774-254-2629

Studio Address: 574 East Street, Mansfield, MA 02048



ZELAYNA R. RAUCH, D.C.
219 BRIDGE STREET
DEDHAM, MA 02026
781-326-8100

DEDHAM FAMILY CHIROPRACTOR

Fabrics

Books

Notions

Classes

Workshops

Weekends

All About Quilts

958 Main Street

Walpole, MA 02081

508-668-0145

www.allaboutquilts.com

Long Arm Quilting