

# Laurel Wreath

Volume 32 • Issue 1 Newsletter of the Rhododendron Needlers Quilt Guild September-October, 2014

Dear Fellow Quilters,

It will be wonderful to reunite with you at our first RNQG meeting of the 2014/2015 year on Wednesday, September 17. It should be an exciting year with our Quilt Show coming in March. We also have wonderful programs to look forward to throughout the year. I hope you are all quilting and creating.

What have you done for the Summer Challenge? Let us inspire each other to reach and to stretch to new heights in our creative outlet of quilting.

See you soon.

Zelayna Rauch  
Your President



---

**PS: We are still looking for Membership chair to join the Board. We can't move forward without members and need someone for this important position. Please consider stepping forward. It can be co-chaired by two persons as well.**

**MEETING INFORMATION**

All RNQG meetings are held at 7:30 pm at the Italian-American Club, 109 Stone Street, Walpole, MA. Getting to know each other can be difficult. Please remember to wear your nametag to meetings. If you do, you'll receive a raffle ticket for a fun prize!

**SCHEDULE OF BOARD MEETINGS**

Board meetings are held 6:30 – 7:55 at the Walpole Public Library, Pinnacle Room, 143 School Street, Walpole. All members are invited to attend. All board members are encouraged attend.

September 3, 2014  
 November 5, 2014  
 January 7, 2015  
 March 4, 2015  
 May 6, 2015

**WEBSITE**

AnneMarie Freitas continues to work her magic to make the RNQG website both full of information and very user friendly. If you have anything you'd like her to post, you can reach her at [webmaster@rnqg.org](mailto:webmaster@rnqg.org). If you need to check the date of a meeting or what events are coming up, please remember to visit the website at [www.rnqg.org](http://www.rnqg.org).

**BOARD OF DIRECTORS 2014-2015**

President:	Zelayna Rauch
Vice President:	Diana Richard
Secretary:	Rita Partridge
Treasurer:	Helen Curtis
Programs 2014-2015:	Teddi Weber
Programs 2014-2015:	<b>Vacant</b>
Membership:	Jane McClellan Joanne Beaupre
Newsletter:	Linda Hancock
Hospitality:	<b>Vacant</b>
Library:	Lisa Steinka
Monthly Raffle:	<b>Vacant</b>
Quilted Comforts:	Paul Burega
Rack Keeper:	Diana Annis
Connecting Threads:	Joanne Beaupre
NEQMA Liaison:	Tara Lynch
Auction/Fundraiser:	<b>Vacant</b>
Quilt Show 2015:	Sarah Brewin
Historian:	Terry Greenstein
Raffle Quilt 2015:	Joanne Beaupre Karen LeBlanc
Webmaster:	AnneMarie Freitas
Publicity:	<b>Vacant</b>

**CONNECTING THREADS**

This year the RNQG contact person for Connecting Threads is Joanne Beaupre. If you know of someone who could use a greeting card on behalf of the guild, please contact Joanne at [Jcb124@aol.com](mailto:Jcb124@aol.com) or by calling her at 781-326-4138.



## RNQG PROGRAMS 2014-2015

Guild meetings are held on the third Wednesday of the month at the Italian-American Club, 109 Stone Street, Walpole, MA. Unless stated otherwise, all workshops are held at All About Quilts, 958 Main Street, Walpole, MA and run from 9:30AM to 4 PM.

Workshop fees: \$60 for RNQG members, \$65 for non-RNQG members. Additional costs (if applicable) are listed in program description. Any non-RNQG member registered for a workshop may attend the guild meeting preceding the workshop free of charge.

Workshop fees are due at the time of registration. Until payment is received, you are not considered registered. If you register for a workshop and find you are unable to attend, there will be no refund from RNQG. You may find a replacement for your spot and have that individual pay you directly.

**September 17, 2014 7:30 - 9 PM Italian-American Club, Walpole**

**Nancy Hooper Website:** [flewthecoopdesigns.com](http://flewthecoopdesigns.com)

### Lecture: "Four Decades of My Mother's Quilts"

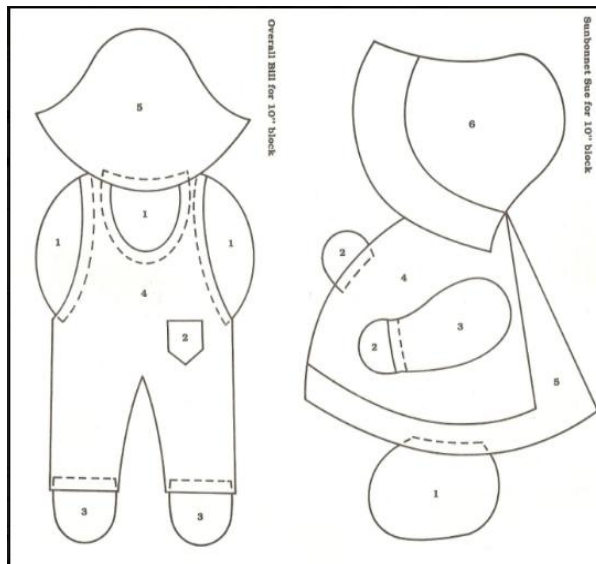
Follow the development of a quilter through the 35 quilts in this trunk show. Emily's quilts range from the early 1970s to 2004, when she was forced to stop quilting because of health issues. Watch the evolution of fabric design as well. How many of these fabrics do you still have in your stash?



Guest speaker Nancy Hooper's "love affair" with quilts and quilting began as a child while reading the Laura Ingalls Wilder *Little House on the Prairie* series.

She made her first quilt in 1974. The double-sided Sunbonnet Sue and Overall Sam pattern probably came from one of the original McCall's magazines. It was (in her words) "poorly machine-done" applique consisting of polyester blend fabrics and polyester batting -- all that was available during that era.





She subsequently taught herself how to quilt by hand and eventually managed to achieve 12 stitches per inch. This "fine" stitching put her in demand as a quilting teacher. She progressed from teaching classes in her home to adult ed programs in her hometown and adjacent communities, then area quilt shops. Over the years, she covered many different areas: hand and machine piecing, applique, hand quilting and eventually pattern drafting. Several of her quilt designs won ribbons in local and regional shows. She now designs her own patterns, vends at quilt shows, does trunk shows, offers classes to guilds, and runs an online quilt shop. It's a great life!

**October 15, 2014    7:30 - 9 PM    Italian-American Club, Walpole**

**Sandi Bard      Website: [sandibard.com](http://sandibard.com)  
Trunk Show**

Sandi Bard has been designing with fabric and sharing her ideas and techniques with others for more than 25 years. A graduate of the School of the Museum of Fine Arts in Boston and a founding member of the New England Quilt Museum, she is both quilt maker and cloth doll designer. Because she finds teaching as rewarding as the design process, she has traveled the country extensively lecturing, teaching, and always learning. Her latest venture is a series of patterns of wool and cotton appliqué, redwork stitchery, and cloth doll designs.

Sandi will share with us her history as a quilter, including techniques and designs. Many samples of her completed work will be displayed as well as some current projects / designs in progress. There will be ample time allowed for Q & A!


**October 18, 2014 9:30AM – 4 PM All About Quilts**

**\*\*\* SATURDAY WORKSHOP \*\*\***

**Sandi Bard**

**Project: Wonderful Wool -- Gold Star Pumpkin**

All aspects of working with wool are covered in this workshop, with participants well on their way and stitching their project by day's end. Students may choose to purchase a kit or bring their own wool and thread for this delightful 8" X 9" penny rug.



**November 17, 2014 7:00 - 8:30 PM The Arbors of Taunton**

**\*\*\* Silver City Quilt Guild Meeting -- This meeting is free to RNQG Members \*\*\***

**Karen Kay Buckley**

**Website: [karenkaybuckley.com](http://karenkaybuckley.com)**

**Lecture: "To Border or Not to Border, That is the Question"**



The focus of this lecture is quilt borders, with attention given to each of the following topics: Does this quilt need a border? If so, what things need to be considered when selecting the border? What are the steps in designing a border? Is there anything I can do to ensure my quilt will lie flat?

Karen will show photos of many of her quilts, discussing her border choices and sharing fun stories over the course of the evening. She believes the right border enhances a quilt, and hopes this program will inspire attendees to give greater attention to their

borders. According to Karen, "Designing your own borders is much easier than you might think!"

**November 18 2014 10 AM - 4 PM**  
**Myrick's Methodist Church, Berkley, MA**

**Karen Kay Buckley**  
**Kansas Rose**

You will be amazed at how easy it is to get smooth curves and sharp points as you machine appliqué this design using an invisible stitch! This project also includes reverse appliqué and a fabric overlay for some added excitement. Come spend a fun-packed six hours with Karen and learn lots of tips and tricks.

Workshop Price: \$70



**November 19, 2014 7:30 – 9 PM Italian - American Club, Walpole**

**Karen Kay Buckley Website: [karenkaybuckley.com](http://karenkaybuckley.com)**  
**Lecture: "From the Beginning...Album of a Quilter"**

Sit back and enjoy the ride as Karen takes you on a journey through her growth as a quilter! You will see how the journey started (i.e., her first quilt) up to her most recent work. See how a project develops and comes to fruition, and take note as Karen shares the important things she has learned along the way. Karen will also give us a glimpse into her world with a slide tour of her home and studio.

**November 20, 2014 10 AM - 1 PM All About Quilts**  
\*\*\* **half-day workshop** \*\*\*

**Karen Kay Buckley**  
**Drafting Appliqué Patterns**

You do not have to be an artist to design appliqué! In this workshop, you will learn to draw traditional appliqué blocks such as the Rose of Sharon and Harrison Rose, as well as blocks that are more free form like those found on Karen's Flowers and Friends quilts. Appliquéd borders design will also be discussed.



**Flowers and Friends II**  
*by Karen Kay Buckley*

**January 21, 2015 7:30 - 9 PM Italian - American Club, Walpole**

**Marian Bressel Website: [fabritique.com](http://fabritique.com)**  
**Lecture / Trunk Show: "Fabric Trip to Africa"**

Contract pending. Further detail will be added in the near future!

**February 18, 2015    7:30 - 9:00 PM    Italian - American Club, Walpole**

**Marianne L. Hatton                      Website: [mariannehatton.com](http://mariannehatton.com)  
Lecture / Trunk Show: "Jill of All Trades, Mistress of Some"**

Hear the evolutionary tale and see the works of a quilter from a distant continent!

Raised in South Africa in a family and culture that encouraged and practiced handwork, Marianne Hatton can barely remember a time when she didn't have a needle in hand. She began sewing her own clothing at an early age and as a young adult taught Home Economics in South African high schools.

Her transition to quilter occurred some time after she moved to the US. Her first ventures in this country were in the specialty wedding cake and fabric import businesses. These were ultimately abandoned when she realized how much she missed teaching and creating quilts. For more than 20 years she has focused her energy on teaching classes in quilt making. Her goal is to enable students to put their own stamp on their quilted creations and to coax out the latent talent for design that many of us don't know lies within, while teaching solid construction techniques for the lasting legacies our quilts may become.



Marianne's quilts are usually grounded in tradition and some are free form designs. She rarely knows what the outcome of a quilt will be when she begins, preferring the "mystery" as the quilts grow, change, and evolve towards a surprise ending. The planning happens in progress and is what keeps her interested and excited. Her book, "Simply Dynamic Sampler Quilts," was published by the American Quilters Society in 2010. It showcases what Marianne refers to as the "next generation of sampler quilts."



**March 18, 2015      7:30 – 9 PM      Italian-American Club**

**Guest Speaker: Pat Ferguson**  
**Topic: Zentangles**

**Website:** patfergusonquilts.com

Zentangle®...you've likely heard the word before, coined in late 2003 by Rick Roberts and Maria Thomas. You may have even seen samples of the art form, intricate-looking designs, typically in black and white. But do you realize that you have all the skills needed to create your own? If you can write your name, you can create a zentangle! The method has a few very simple steps that are easy to learn and follow.




Pat Ferguson (aka the "Zen Quilter") is a longarm quilter and Certified Zentangle® Teacher who uses this wonderful art form to inspire her machine quilting. According to Pat, "I could not draw until I created my first Zentangle, and then I was hooked! Even if you think you can't draw let me prove you wrong!"

During this program, Pat teaches the basics of Zentangle and how it can influence your machine quilting or possibly encourage you to begin to machine quilt. You will also be inspired by the "zen" quilts she brings for your viewing pleasure!

Pat's passion for quilting began in 1980 and has evolved into a lifetime ambition. She enjoys trying new techniques and incorporates them into her custom work and classes. She became a Certified Zentangle Teacher in 2010 and subsequently authored the "Zen Quilting Workbook" which includes patterns created by Pat, amazing designs created by her students, and teaches the reader how to produce unique continuous line designs that are easy to execute!



Detail of "Dahlia" Quilt  
 by Pat Ferguson



**April 15, 2015 7:30 - 9 PM Italian-American Club, Walpole**

**Show & Tell: The Winners Are...**

With the show behind us, it's time for the makers of the winning quilts to take a bow!

Use this opportunity to

- take a close look at the quilts deemed “best” by the judge and show-goers...
- hear the stories behind the quilts...
- ask those, “how did you...” questions...

and simply celebrate the art that binds us together!



**May 20, 2015****7:30 - 9PM Italian-American Club, Walpole****Guest Speaker: Kathie Beltz****Lecture: Studio 180 Tool Demonstration and Trunk Show**

Do you struggle to get all of your quilt blocks the perfect size? Are you looking for a way to eliminate mathematical calculations when changing the size of a block? Do you want to forget the theorems you learned in high school geometry?


If the answer to any of these questions is "Yes!" then this program is perfect for you. The focus of the evening is the set of quilting tools created by Deb Tucker of Studio 180 designs. Each tool was engineered to simplify measuring, cutting and trim down of basic quilting blocks -- half square triangles, flying geese, and square-in-a-square units among others -- making it easy to create beautiful quilts without a lot of fuss.

Kathie Beltz is a Certified Instructor of Studio 180 Design FUNdamental Tools who is "totally addicted to quilting." Her quilting addiction began in 1995, advanced to teaching in 2004, and became critical when she took the final leap into judging in 2007. Her own quilts have won numerous awards around the country.

The presentation will demonstrate use of Studio 180 Design tools and include a trunk show of quilts.

**May 21, 2015 9:30AM – 4 PM****All About Quilts****Kathie Beltz****Project: Twister**

This project constructs the pieced border units at the same time as the pieced block units - definitely a two for one deal! Deb's construction methods and Tucker Trimmer I and Tucker Trimmer III tools let you construct all units without cutting or piecing triangle shapes and then gives you the added benefit of trimming down for super high precision. The large setting pieces can easily be trimmed with the Tucker Trimmer III tool. A very simple project to make!



June 17, 2015

6:30 - 8PM Italian-American Club, Walpole



Mingle with guild friends and feast on their favorite dishes at this end-of-the-quilting-year celebration. There's always great variety! Be among the first to get the pre-season scoop on programs scheduled for the 2015-16 quilting year.



## Quilt Show News

Welcome back and hope everyone had a great summer.

There are still 2 chair positions open:

- Brochures: We need a chair for compiling and arranging for printing of the Quilt Show brochures.
- Publicity: We are in desperate need for a Publicity Chair or team. Without publicity the show will not be successful. If 2 or 3 people team up together and divide the work, it will not seem so overwhelming.

Please email me at [sbrewin@comcast.net](mailto:sbrewin@comcast.net) before the RNQG meeting on September 17 if you are able to fill the openings.

Sarah Brewin  
Quilt Show Chair 2015



## Backdrop Hemmers Needed!

Volunteers are needed to assist with making rod pockets and stay-stitching the black drape used as backdrops for the smaller quilts at the guild quilt show. The fabric will be pre-cut to the correct size. A zigzag stitch along the bottom edge and zigzag finish to a 4-inch rod pocket are all that is needed. If you are able to assist in this endeavor, please email [webmaster@rnqg.org](mailto:webmaster@rnqg.org).



## Summer Challenge

Please remember to bring your inchie projects to the meeting on September 17 for the Summer Challenge Contest. There were 2 categories. The first one is a project using at least 5 of the inchie from the Inchie Swap. The second category is whatever project you want to do using your own inchie.

Both should be using the theme of "Celebration" (and this can be a very loose definition of celebration!! Almost anything can be a celebration of something!!) Please pin a note on your project with which categories it goes with, and what you are celebrating.

## New Quilt Shop in Our Area

A new quilt shop opened August 18 in our shopping area. Let's support our local quilt shops :

Homestead Quilting and Fabrics  
54 Main St. Unit 20  
Lakeville, MA 02347



## New Monthly Raffle

We are going to add a new raffle in addition to the two monthly raffles we have in place. No money involved on this one. It is a Fat Quarter Raffle. Each month there will be a theme. Donate as many fat quarters as you wish as long as they fit the theme. Each fat quarter entered gets you a ticket. **Please make sure each fat quarter measures 18x22 and is of good quality fabric.** Winning ticket takes the bundle.

The monthly themes will be:

- September - Black and White Print
- October - Fall Colors
- November - Winter Print
- January - White/light cream tone-on-tone
- February - Red
- March - Green
- April - Spring Prints
- May - Batiks

## Programs Wish List?

Though the 2014-15 quilting season is just beginning, it is also time to begin planning for the 2015-16 year! If you have any speakers or topics that you would like to have considered for next year, please email them to [programs@rnqg.org](mailto:programs@rnqg.org).

## 2015 Raffle Quilt

The Raffle Tickets for the 2015 Raffle Quilt “Under the Leaves” are going to be available on September 17, 2014 at the RNQG meeting.

Over the next nine months, my goal is to exceed the Raffle Ticket sales from two years ago. Joanne Beaupre and I would greatly appreciate your support in selling additional raffle tickets.

Thank you.

Karen LeBlanc  
Raffle Ticket Chairperson  
Phone: 617-469-3076  
email: [kmlatfdc@aol.com](mailto:kmlatfdc@aol.com)



## Got Soap??

We are collecting small, hotel-size soaps for Sarah Brewin's Kenya quilt guild trip. This is the guild we are working in conjunction with for our March show. If you are traveling before our meeting on September 17, or have a collection of these small soaps, please bring them to the meeting. Every bar helps!

Thank you.



## NEW ENGLAND QUILT MUSEUM

### Down by the Old Mill Stream

#### *Rhode Island Quilts & Historic Fashions*

On View through October 5, 2014

Connecting history, culture and technology to the quilt making tradition in Rhode Island, *Down by the Old Mill Stream* is a must-see for everyone with an interest in fabrics, as well as quilts.

This exhibition explores how new textile technology in the late 18th and 19th centuries benefited and inspired Rhode Island quiltmakers. Rare quilts, garments and related objects from the University of Rhode Island's Historic Textile and Costume Collection exemplify innovations in printing technology, dye chemistry and print motifs.

The earliest quilts illustrate the range of imported block-printed fabrics available. As the textile industry developed, American-made fabrics began to compete with imports. Colorful calicos from the mills quickly found their way into Rhode Island's quilts and clothing.





## Colonial Revival Quilts

### AQSG 2012 Quilt Study

On View in the Classroom Gallery through  
October 25, 2014


The American Quilt Study Group's (AQSG) biennial quilt Study has become a popular part of the organization's activities. The Quilt Study challenges members to replicate, either exactly, or as an interpretation, a quilt of a particular style or period.

The 2012 Quilt Study theme was Colonial Revival Quilts from the Early 20th Century. All inspiration quilts were required to be recognizable as quilts from the period regardless of the techniques used to make the original quilt. It was up to each participant to determine their own construction methods for their projects based upon information available about the original quilt.



**About AQSG** ~ The [American Quilt Study Group](#) is a membership organization "that establishes and promotes the highest standards for interdisciplinary quilt-related studies, providing opportunities for study, research, and the publication of work that advance the knowledge of quilts and related subjects."

New England Quilt Museum  
18 Shattuck Street  
Lowell Massachusetts 01852  
978-452-4207



## A Quilters Gathering

November 6 - 9, 2014

Radisson Hotel Manchester Downtown, NH

*Featuring instructors.....*

**Esterita Austin**

**Elizabeth Barton**

**Grace Errea**

**Andi Perejda**

**Carol Taylor**

**Valarie Poitier**

**Kimberly Einmo - NEW!**

***A Quilters' Gathering***

**2014 Quilt Contest Theme**

***Poetic Expression***

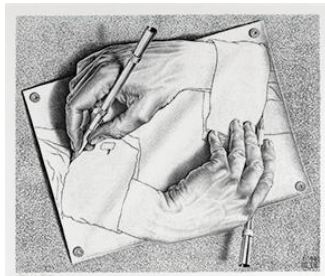
**Quilted Compositions of Flowing Fabric, Color, and Design**

Deadline is September 15, 2014

**Online registration is now open!**

we have Art on our mind.....

*Opening night banquet to be held  
at the Currier Museum of Art*



CURRIER  
MUSEUM  
of ART

Exclusive for **A Quilters Gathering™**, this year our Opening Night Banquet is at the Currier Museum of Art! Enjoy the all the exhibits and inspiration at the Museum! Included in our private event is access to the limited time only MC Escher Special Exhibit!

It is the largest collection to be exhibited on the East Coast!

The Currier Museum of Art is only a few blocks from the Radisson Hotel. **A Quilters Gathering™** registration is not required for this event. For more information on the Currier Museum of Art, please visit [www.currier.org](http://www.currier.org)

Friday night bonus activity....

# ARTDET'OX.

*with Markus and Leslie*

Join local artists Marcus & Leslie for a class which fosters a fun, low stress, non-judgmental environment that inspires everyone to enjoy the process of creating something from nothing. Whether you are a seasoned artist or haven't touched a brush since elementary school, this class will surely get your creative juices flowing. Class includes all paint, brushes, a 16" x 20" gallery wrapped canvas and easel!



