

# Laurel Wreath

Volume 32 • Issue 4

Newsletter of the Rhododendron Needlers Quilt Guild

March-April, 2015

Dear Fellow Quilters and Members of RNQG,

The quilt show is 1 week away. Very exciting! Now is the time to finish your quilts, turn them in at our next meeting, put together raffle baskets, and things to sell at the boutique. If you haven't signed up already you will be asked to volunteer.

Speaking of volunteering, we are putting together our board of leaders for the next year. If you can, step up and help the guild to continue to run smoothly. Please talk to me at the next meeting.

I almost forgot the most important thing to do for the show. **INVITE YOUR FRIENDS.**

Looking forward to seeing everyone on March 18th for Zentangling.

Zelayna Rauch  
President

---

Please forward submissions to the newsletter to [Lhancock42@aol.com](mailto:Lhancock42@aol.com). The deadline for the next edition of the Laurel Wreath is April 20, 2015.

**MEETING INFORMATION**

All RNQG meetings are held at 7:30 pm at the Italian-American Club, 109 Stone Street, Walpole, MA. Getting to know each other can be difficult. Please remember to wear your nametag to meetings. If you do, you'll receive a raffle ticket for a fun prize!


**WEBSITE**

AnneMarie Freitas continues to work her magic to make the RNQG website both full of information and very user friendly. If you have anything you'd like her to post, you can reach her at [webmaster@rnqq.org](mailto:webmaster@rnqq.org). If you need to check the date of a meeting or what events are coming up, please remember to visit the website at [www.rnqq.org](http://www.rnqq.org).

If you have a problem with the website, be sure to describe the issues you are having in an email to [webmaster@rnqq.org](mailto:webmaster@rnqq.org). If the webmaster doesn't know there is a problem, you can be certain that it will never be fixed!

**CONNECTING THREADS**

This year the RNQG contact person for Connecting Threads is Joanne Beaupre. If you know of someone who could use a greeting card on behalf of the guild, please contact Joanne at [Jcb124@aol.com](mailto:Jcb124@aol.com) or by calling her at 781-326-4138.



**SCHEDULE OF BOARD MEETINGS**

Board meetings are held 6:30 – 7:55 at the Walpole Public Library, Pinnacle Room, 143 School Street, Walpole. All members are invited to attend. All board members are encouraged attend.

September 3, 2014  
 November 5, 2014  
 January 7, 2015  
 March 4, 2015  
 May 6, 2015

**BOARD OF DIRECTORS 2014-2015**

President:	Zelayna Rauch
Vice President:	Diana Richard
Secretary:	Rita Partridge
Treasurer:	Helen Curtis
Programs 2014-2015:	Teddi Weber
Programs 2014-2015:	AnneMarie Freitas
Membership:	Jane McClellan Joanne Beaupre
Newsletter:	Linda Hancock
Hospitality:	Trudy Meehan Venera Emmi
Library:	Lisa Steinka
Monthly Raffle:	<b>Vacant</b>
Quilted Comforts:	Paul Burega
Rack Keeper:	Diana Annis
Connecting Threads:	Joanne Beaupre
NEQMA Liaison:	Tara Lynch
Auction/Fundraiser:	<b>Vacant</b>
Quilt Show 2015:	Sarah Brewin
Historian:	Terry Greenstein
Raffle Quilt 2015:	Joanne Beaupre Karen LeBlanc
Webmaster:	AnneMarie Freitas
Publicity:	<b>Vacant</b>

**RNQG PROGRAMS 2014-2015**

Guild meetings are held on the third Wednesday of the month at the Italian-American Club, 109 Stone Street, Walpole, MA. Unless stated otherwise, all workshops are held at All About Quilts, 958 Main Street, Walpole, MA and run from 9:30AM to 4 PM.

Workshop fees: \$60 for RNQG members, \$65 for non-RNQG members. Additional costs (if applicable) are listed in program description. Any non-RNQG member registered for a workshop may attend the guild meeting preceding the workshop free of charge.

Workshop fees are due at the time of registration. Until payment is received, you are not considered registered. If you register for a workshop and find you are unable to attend, there will be no refund from RNQG. You may find a replacement for your spot and have that individual pay you directly.

**March 18, 2015      7:30 – 9 PM      Italian-American Club**

**Guest Speaker: Pat Ferguson**  
**Topic: Zentangles**

**Website:** [patfergusonquilts.com](http://patfergusonquilts.com)

Zentangle®...you've likely heard the word before, coined in late 2003 by Rick Roberts and Maria Thomas. You may have even seen samples of the art form, intricate-looking designs, typically in black and white. But do you realize that you have all the skills needed to create your own? If you can write your name, you can create a zentangle! The method has a few very simple steps that are easy to learn and follow.



Pat Ferguson (aka the "Zen Quilter") is a longarm quilter and Certified Zentangle® Teacher who uses this wonderful art form to inspire her machine quilting. According to Pat, "I could not draw until I created my first Zentangle, and then I was hooked! Even if you think you can't draw let me prove you wrong!"

During this program, Pat teaches the basics of Zentangle and how it can influence your machine quilting or possibly encourage you to begin to machine quilt. You will also be inspired by the "zen" quilts she brings for your viewing pleasure!

Pat's passion for quilting began in 1980 and has evolved into a lifetime ambition. She enjoys trying new techniques and incorporates them into her custom work and classes. She became a Certified Zentangle Teacher in 2010 and subsequently authored the "Zen Quilting Workbook" which includes patterns created by Pat, amazing designs created by her students, and teaches the reader how to produce unique continuous line designs that are easy to execute!



Detail of "Dahlia" Quilt  
by Pat Ferguson

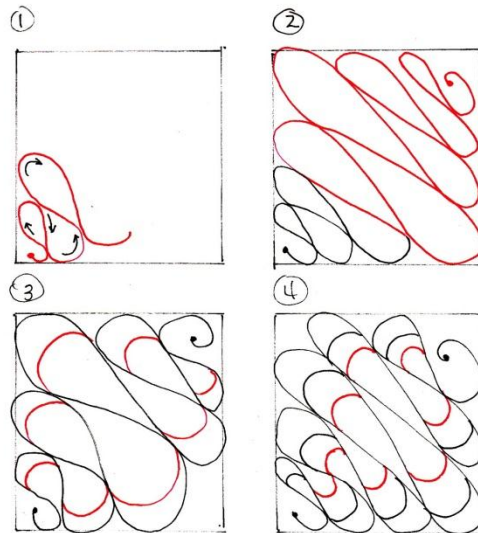
\* **Please Note:** There will be a mini-workshop during this program. Each participant will draw a 3 1/2" zentangle over the course of the evening. If you would like to try your hand at zentangling, you must purchase the "Zentangle Starter Kit" from Pat -- \$6 fee to be paid that evening. Advance sign-up is requested so Pat will know how many kits to bring. You may sign up at guild meetings now through February or by email to [programs@rnqg.org](mailto:programs@rnqg.org). If you prefer to be an observer, a projector will allow you to watch Pat's work. You may also walk around the room to see how participating guild members progress in their designs.

### Demystifying Zentangles®

According to the official Zentangle® website, "Zentangle® is an easy to learn method of creating beautiful images from repetitive patterns". Pat Ferguson (our guest speaker for the March guild meeting) adds, "It requires no artistic skills. It is therapeutic, non-technical, helps break creative block and takes on its own form with each person's individual style."

Pat is a pioneer in the area of "Zen Quilting". She moved Zentangles® from their origins of black ink on white cardstock into the world of quilts by allowing the art form to inspire designs for her machine quilting.

The March guild meeting will have two segments. The first part of the evening is a trunk show of Pat's quilts. During the second half of the evening, Pat invites guild members to try their hand at the art form. She will demonstrate how to draw several basic Zentangle® shapes (such as the one shown below).



Workshop participants will claim seats at tables placed near the front of the room. To join in the workshop, you must pre-register so Pat will know how many “starter kits” to bring for the evening. Each kit contains all the tools and supplies needed for drawing Zentangles®. The \$6.00 fee for the starter kit must be paid to Pat that evening.

Individuals who choose not to join the workshop are free to get up to observe the progress of participants or can simply watch Pat’s pen strokes which will be projected on a screen.

**Registration for the workshop closes at the February guild meeting!** To register, please send an email to [programs@rnqg.org](mailto:programs@rnqg.org) with subject “Zentangles”. Make sure to include your name in the body of the email!

**April 15, 2015 7:30 - 9 PM Italian-American Club, Walpole**

**Show & Tell: The Winners Are...**

With the show behind us, it's time for the makers of the winning quilts to take a bow!

Use this opportunity to

- take a close look at the quilts deemed “best” by the judge and show-goers...
- hear the stories behind the quilts...
- ask those, “how did you...” questions...

and simply celebrate the art that binds us together!





**May 20, 2015**

**7:30 - 9PM Italian-American Club, Walpole**

**Guest Speaker: Kathie Beltz**

**Lecture: Studio 180 Tool Demonstration and Trunk Show**



Do you struggle to get all of your quilt blocks the perfect size? Are you looking for a way to eliminate mathematical calculations when changing the size of a block? Do you want to forget the theorems you learned in high school geometry?

If the answer to any of these questions is "Yes!" then this program is perfect for you. The focus of the evening is the set of quilting tools created by Deb Tucker of Studio 180 designs. Each tool was engineered to simplify measuring, cutting and trim down of basic quilting blocks -- half square triangles, flying geese, and square-in-a-square units among others -- making it easy to create beautiful quilts without a lot of fuss.

Kathie Beltz is a Certified Instructor of Studio 180 Design FUNdamental Tools who is "totally addicted to quilting." Her quilting addiction began in 1995, advanced to teaching in 2004, and became critical when she took the final leap into judging in 2007. Her own quilts have won numerous awards around the country.

The presentation will demonstrate use of Studio 180 Design tools and include a trunk show of quilts.


**May 21, 2015 9:30AM – 4 PM**

## **All About Quilts**

**Kathie Beltz**

**Project: Twister**

This project constructs the pieced border units at the same time as the pieced block units - definitely a two for one deal! Deb's construction methods and Tucker Trimmer I and Tucker Trimmer III tools let you construct all units without cutting or piecing triangle shapes and then gives you the added benefit of trimming down for super high precision. The large setting pieces can easily be trimmed with the Tucker Trimmer III tool. A very simple project to make!



June 17, 2015

6:30 - 8PM

Italian-American Club, Walpole



Mingle with guild friends and feast on their favorite dishes at this end-of-the-quilting-year celebration. There's always great variety! Be among the first to get the pre-season scoop on programs scheduled for the 2015-16 quilting year.





## New Monthly Raffle

We are going to add a new raffle in addition to the two monthly raffles we have in place. No money involved on this one. It is a Fat Quarter Raffle. Each month there will be a theme. Donate as many fat quarters as you wish as long as they fit the theme. Each fat quarter entered gets you a ticket. **Please make sure each fat quarter measures 18x22 and is of good quality fabric.** Winning ticket takes the bundle.

The monthly themes will be:

- January - White/light cream tone-on-tone
- February - Red
- March - Green
- April - Spring Prints
- May - Batiks



## RNQG Boutique - QUESTIONS ABOUT LABELS AND DROP-OFF

The Boutique Booth at the RNQG Quilt Show provides a great opportunity for guild members to sell their quilt-related crafts and collectables.

### LABELS

Each item that you enter must be labeled. You can provide your own labels. You can also pick up stick-on and tie-on labels at the March 18 guild meeting. If you need labels and won't be at the March meeting, feel free to contact me - I can send you labels.

### DROP-OFF/RETURN

All boutique items should be delivered on Friday, March 20 during show set-up, 1:00pm - 6:00pm. An inventory sheet listing all your items is required. Keep a copy of the inventory sheet for yourself. Your items should be in boxes marked with your name. The box(es) will be used to return unsold items. You can pick up unsold items at the end of the show, Sunday, March 22, 4:00pm - 5:30pm.

I'm looking forward to seeing all of your creations at the boutique!

Margaret Rolph [merolph@verizon.net](mailto:merolph@verizon.net) or 508-668-1392

Dear RNQG Members

The 2015 Raffle Quilt “Under the Leaves” has already been to All about Quilts in Walpole, a Quilt Retreat down the Cape, A Quilters Gathering in Manchester, New Hampshire, Mad about Quilts in Mansfield, Emma’s Quilt Cupboard in Franklin, and is presently at Ryco’s in Rhode Island.

The 2015 Raffle Quilt “Under the Leaves” has been accepted to the MQX Quilt Festival – New England 2015. In 2013, the Raffle Quilt came in fourth place in the Quilts Among Friends Category.

Please think about selling Raffle Tickets to your family, friends and at other social gatherings. Our next meeting is March 18, 2015. I will be there to accept Raffle Tickets and distribute them too.

You can also pick up Raffle Tickets at the Quilt Show, March 21, & 22, 2015.

Thank you for your support.

Karen LeBlanc



## PROGRAMS

Only 4 more meetings till SUMMER!

Some highlights of the remaining meetings, just to get you warmed up.

**MARCH 18:** We have "Pat Ferguson", known for her "Zentangles." She will be giving us a trunk show, demo of what Zentangles is all about, and a mini workshop. Wow a trunk show, demo, and a mini workshop! Three things all wrapped into one meeting.! Please read the profile to get more of an idea of what she will be presenting.

**APRIL 15:** "And the Winners Are" Come and view the winning Quilts from the Show and hear their stories from the winners.

**SUMMER - SPOILER ALERT:** Start saving 6-inch charm squares. What are charm squares? They are squares in which no two are alike.

**MAY 20:** Kathie Beltz, a certified Instructor of Deb Tucker's Studio 180 design tool, will be presenting a demo on how to use these design tools, and a trunk show.

**MAY 21:** Workshop "TWISTER" Kathie will be teaching how to use some of the tools that she demonstrated at the meeting. We will be learning how to construct the pieced border units, at the same time as the pieced blocks. Looks like we are getting 2 for 1 instructions all for the price of one workshop. There is still plenty of room in the workshop. Please read the profile to get more information on Kathie's trunk show, demo and workshop.

**JUNE 17:** Pot Luck at 6:30, Food (bring whatever kind of dish you like) Fun & SUMMER CHALLENGE

Thanks for reading all the way down to the end. Now enjoy the profiles of the speakers and see you in March.

Teddi



## COMFORT QUILTS

The Power of the Quilt Project is hosting our "Spring" Quilt-a-thon later this month on Saturday, March 14th from 9:15 to 4:00 in Alliance Hall at the UU Area Church in Sherborn. Lunch will be provided.

Please consider coming for all or part of the day, because we need your

help! This month we will be finishing some of the beautiful quilts we have made by the tying method, and we can use as many hands as possible. There will be many other quilting tasks to suit any level of expertise.

Hope to see you there!

Cris Crawford



## QUILT SHOW NEWS

This is named African Village, but it will take the entire RNQG Village to make this the best quilt show ever.

If you haven't signed up for volunteering please get in touch with Zelanya at [zelanya1@aol.com](mailto:zelanya1@aol.com) or speak with her at our next meeting on March 18<sup>th</sup>.

Also don't forget to bring your entered quilts to the meeting.

I look forward to seeing everyone at the show, seeing all your quilts and hoping you enjoy the Out of Africa exhibit and sale.

I want to thank everyone in advance for your support and participation.

Sarah Brewin  
2015 Quilt Show Chair



**\*NOTICE – RACK RENTALS\***

I have been keeper of the racks for a number of years now and would like to retire from this position. It is a paid position. There is some organization and heavy lifting involved, although, that can be delegated to those renting.

For anyone interested you are more than welcome to call me at your convenience. 508-285-4986.

We do need to rent these out, if only to pay for the storage space. We have been doing that and bringing in some more in addition.

So give me a call for the details before you decide no.

Thank you!  
Diana Annis



**To all members: You can help us get the word out about our show. Post the show information on your Facebook page and invite your Facebook friends. Let them know you have quilts in the show. Ask them to share your info. Maybe even post a photo of one of your quilts.**



# **TRADITIONS & TREASURES QUILT SHOW**

## **MARCH 21 & 22**

**Together we can make this the best show ever!**

**Doors open at 10AM, bring a friend or two.**

**RNQG MEMBERS  
present Traditions &  
Treasures Quilt Show  
featuring  
“Out of Africa”**

**Don't be shy we need  
everyone to  
participate.**

**Enter your quilts,  
make a raffle basket,  
donate to the guild  
member boutique,  
**VOLUNTEER!****

**We have 4 Special  
Exhibits and 150  
member quilts on  
display.**

Blue Hills Regional  
Technical School  
800 Randolph Street  
Canton, Massachusetts



ABBY SULLIVAN  
PHOTOGRAPHY

www.abbysullivan.com  
617-974-4023

SPECIALIZING IN PETS  
AND THEIR PEOPLE



**MAQ**  
*Mad About Quilts*


**Online Store for  
Quilts and Fabrics**  
www.madaboutquilts.com

Longarm Rental & Quilting Services  
T-Shirt & Memory Quilts, Custom Quilts

Dora Dorval  
508-353-7281

Mary Ann Zonenshine  
774-254-2629

Studio Address: 574 East Street, Mansfield, MA 02048



ZELAYNA R. RAUCH, D.C.  
219 BRIDGE STREET  
DEDHAM, MA 02026  
781-326-8100

DEDHAM FAMILY CHIROPRACTOR

*Fabrics*  
*Books*  
*Notions*

*Classes*  
*Workshops*  
*Weekends*

***All About Quilts***  
958 Main Street  
Walpole, MA 02081  
508-668-0145  
[www.allaboutquilts.com](http://www.allaboutquilts.com)

*Long Arm Quilting*