

Laurel Wreath

Volume 33 • Issue 2

Newsletter of the Rhododendron Needlers Quilt Guild

Nov-Dec, 2015

Lovin this fall weather

I think fall in New England is the best season of all. It is beautiful outside with the amazing colors and the chill in the air. As a quilter I get inspired by the colors and I see quilts in the landscapes! The chill helps me feel ok about curling up inside and not feeling guilty about not being outside! I am sure many of us are digging into our stashes and working on holiday gifts and décor. I would like to take this opportunity to wish all of you a wonderful holiday season, no matter which holiday you celebrate. I am looking forward to the smell of a T-day turkey!

Hope to see everyone at our Nov 18 guild meeting
Diana Richard, RNQG President

To quilt is Human: To finish is Devine!

MEETING INFORMATION

RNQG meetings are held on the 3rd Weds. of the month. As of Sept 2016, the meetings have moved to the Walpole VFW Post at 109 Robbins Rd, Walpole, MA. Social time starts at 7pm and the business meeting at 730pm. Please share this info with any members you know just in case they didn't read their newsletter!

Getting to know each other is important. Please remember to wear your nametag to meetings. If you do, you'll receive a raffle ticket for a fun prize

SCHEDULE OF BOARD MEETINGS

Board meetings are held 6:30- 8:30 at the Walpole Public Library, Pinnacle Room, 143 School Street, Walpole. All members are invited to attend. All board members are highly encouraged attend. The remaining board meetings are January 6, 2016, March 2, 2016 and May 4, 2016

BOARD OF DIRECTORS 2014-2015

President: Diana Richard
 Vice President: Terry Greenstein
 Secretary: Karen LeBlanc
 Treasurer: Helen Curtis
 Programs 2015-2016: AnneMarie Freitas
 Programs 2016-2017 Lisa Steinka
 Membership: Jane McClellan
 Newsletter: Diana Richard
 Hospitality: Venera Emmi
 Library: Lisa Steinka
 Monthly Raffle: Nancy Pond
 Quilted Comforts: Paul Burega and
 Christine Crawford
 Rack Keeper: Diana Annis
 Connecting Thread Anita Lascalzo
 NEQMA Liaison: Teddi Weber
 Auction/Fundraiser: Mary Sandison
 Quilt Show 2017: Diana Richard
 Historian: Terry Greenstein
 Raffle Quilt 2015: Abby Sullivan
 Webmaster: AnneMarie Freitas
 Facebook Guru Deb Woodhams
 Publicity: ***Vacant***

CONNECTING THREADS

This year the RNQG contact person for Connecting Threads is Anita Lascalzo. If you know of a guild member who has been ill, had a death in the family, was recently married, had a baby, or needs a friendly greeting for any reason, please contact the [Connecting Threads Coordinator](#) on our guild website. I can tell you from my own personal experience, that when we are having a tough time due to any reason, it is very nice to have those well wishes come to us from the guild.

WEBSITE : www.rnqg.org

Our RNQG website has been updated and is up and running. Anne Marie has done extensive work on our site keeping it up to date with much of the information that our members use. Please check the site whenever you are looking for information concerning the guild.

If you find anything that does not work – such as broken, missing or incorrect links, please let AnneMarie know ASAP via email to webmaster@rnqg.org. Also, if you have any suggestions for additions to the website please let her know.

In an effort to support and network with our members, we encourage members to advertise personal businesses on our links page. The business does not have to be a quilt related business. Please contact AnneMarie to add your business information.

Whenever you have a guild-related question, we sincerely hope that the first place you go to find an answer is the guild website, www.rnqg.org.

RNQG FACEBOOK

Please “friend” us on our new Facebook page Rhododendron Needlers Quilt Guild. Invite your friends to join our page. We are stepping into the world of Social Media.

Snippets

If you like to appliqué, you may be interested in a quilting group that has an interest in the Dear Jane quilt. Some plan on making a smaller quilt using some of the patterns, while others plan on sewing only the center blocks. It is not a class with an instructor. We all help each other ...it has been very successful. Many came to the group not knowing how to applique or paper piece. But all have learned!! We meet 2 times a month on Fridays, at All About Quilts from 10 AM to 1 PM . The next meeting is Nov. 20. The fee is \$10 a month payable to All About Quilts.



RNQG 2016 AUCTION

When is the Auction?

Wednesday, March 16, 2016, during our regular monthly meeting
7:00 PM - 9:00 PM

Where is the Auction? and Where are donations collected?

VFW Hall - 106 Robbins Road, Walpole, MA

Donations can be brought to the November, January and February guild meetings or connect with Mary Sandison for pick-up / delivery (781-843-5468, marys252711@gmail.com)

Why do we have an Auction?

The Auction is a biennial event to raise funds to support the purpose of our guild. The Rhododendron Needlers Quilt Guild (RNQG) is a nonprofit group organized to preserve the tradition, culture and history of quilting and to promote the knowledge and understanding of the art of quilting. This is achieved by sponsoring educational programs for members and guests, providing monetary support to the New England Quilt Museum, scholarships to local high school students continuing their art education and donations to local libraries.

What can I donate for the Auction?

Specialty baskets created by you, limited only by your imagination!
Your Professional Services or Products - if you own a business, this would be a great way to market your services or products!
Fat Quarters to create themed baskets; for example, pastel shades for an Easter basket, or shades of red and green for a Christmas basket, or just shades of one color for color basket.
Gift Certificates or Gift Cards
Lengths of uncut fabric
Baskets or containers in good condition
Any items (new or in good condition) and the committee will assemble themed groupings for baskets or containers

What is the payment method?

Cash or check - no credit cards can be processed

Who can attend the Auction?

RNQG members, along with family and friends interested in a fun evening, and there is no charge for guests!

Baskets are underway!! Would you have any of the below specialty fabric to include? Golf fabric for a Golf Basket or Beauty Shop fabric for a Hair Styling basket

DONATION FORMS ARE ON THE RNQG WEBSITE

Blessed are the children of the piecemakers.. for they shall inherit the quilts!



RNQG AND FRIENDS SPRING RETREAT

This year RNQG is hosting its first retreat at the Sea Crest Hotel in Falmouth. The retreat dates are March 11-13, 2016. Special rates are also available for adding nites either prior or post retreat. Our group can begin sewing at 8:00 am on Friday morning and continue through to 5:00 pm on Sunday evening. The retreat package includes 2 breakfasts and 2 dinners. There are currently 8 spaces available so please contact Terry Greenstein if you are interested as soon as possible. She can be contacted at terry23@comcast.net or 781 784-4357

RNQG 2017 QUILT SHOW

Our quilt show is produced every other year, and the next one will be March 18 and 19 2017 with set up on March 17. We do a great show and as we all know, it is a lot of work and requires help from all the hands we can get, and a lot of planning! The planning is underway, and our first committee meeting will be Jan 27 2016. We have a few of our chairpersons assigned but there are many positions still open. I will be actively looking for folks to sign up at the Nov guild meeting so please consider signing up. Whether you have experience with the show or not, there is a place for you to help. Whether you are a new member or long time Rhodie, you have some skill sets that will fit in with one of the positions. We have manuals with job responsibilities for many of the jobs including notes from past chairs so most positions are not left in the dark! Please consider raising your hand to volunteer at the guild meeting and mark your calendar for the Jan 27 2016 meeting.



BACK BY POPULAR DEMAND!

Marianne Hatton, “Jill of All Trades, Mistress of Some” will be returning to RNQG in early 2016 to teach a workshop on her technique for quilt design.

“**Composing a Quilt**” is the perfect learning opportunity for anyone who would like to design a quilt, but has been unsure where to start. The class offers an approach that will give students the tools and ideas to make a one-of-a-kind quilt that is uniquely theirs. It is suitable for all levels, beginner through professional quilters.

The workshop will help students to develop the confidence to create a quilt that is unique and personal, working with familiar elements and contemplating some that may be new to them. They will learn how to incorporate many different techniques into one quilt and how to pick a sensational fabric range. They will learn the elements of design and begin to create the design framework for a quilt. By the end of class, each person will have several parts of their quilt assembled, ideas and plans for the building blocks of their quilt, and the knowledge and confidence to complete the quilt.

The two-day workshop is scheduled for consecutive Saturdays in February 2016 (Feb 13 and 20). Cost of the workshop is \$120 for RNQG members and \$130 for non-members. Registration is immediately open to all, members and non-members because a **minimum of 9 participants is required by December 1 or the class will be cancelled!**

To register for the class, see AnneMarie Freitas at the November guild meeting or send an email to programs@rnqg.org with the subject “Marianne Hatton WS”. If you choose to register by email, remember to include your name, email address and phone number. Your registration is not confirmed until you have paid the workshop fee.

For further information, go to the February calendar page on the RNQG website. There is a link to the supply list for the class.



Quiltathons

The next quiltathon is at the UUAC in Sherborn on Monday, January 18, 2016 (MLK Day); and Saturday, March 19, 2016. Each one is from 9:00 to 4:00 in Alliance Hall at the Unitarian Universalist Area Church in Sherborn. Lunch and refreshments are always provided. The address is 11 Washington Street, which is Route 16 south. However for those driving north on Route 27, you will want to turn left on Sawin street before you get to the Route 16/27 Y (before the Citgo station and Dunkin' Donuts on the right) then immediately right onto Sanger street and turn right into the church parking lot. It's not possible to turn left directly onto Route 16.

We have mats, rotary cutters, lots of fabric, an ironing board, and many other supplies. Participants should bring their own sewing machines.

The Power of the Quilt Project had a light turnout on October 24th with 12 people participating for varying lengths of time. Only three RNQG guild members attended. However PQP increased its inventory by 7 finished quilts, 5 brought to the quiltathon and two finished there (by guild member Sue Crane). In addition to the new quilts, there are about 3 or 4 each of new tops and sandwiches in the pipeline. So far this year:

2 donations of material to Power of the Quilt Project – flannel plus cheerful scraps, 2 donations of quilt tops to PQP, 5 donations of finished quilts to PQP, 4 tops out being quilted, 2 quilts out being labeled.

Comfort Quilts

It is my hope that during this guild year we can refocus our charity work and build up our donation level of quilts. By working in conjunction with the Power of the Quilt Project in Sherborn, we can pool our resources and bring up our production levels.

The ladies at the Sherborn church are not all quilters. They can sew blocks together. They can sandwich quilts. The church gives them money that is used for batting and for the flannel backing (a must for cancer patients), and at this point they have ample money for these products. With this in mind here are some possible suggestions to consider. Some of these ideas would not cost you anything and the quality and beauty of the fabric would be of your own liking! **Since the church has the backing and batting, we can focus on the tops.**

- Cris will bring quilts to our meetings which have been sandwiched by PQP, and need to be quilted. Our members can take the quilts, quilt them and return to Cris at the next meeting.
- Make 6 1/2 inch unfinished blocks from your stash. The PQP sewers make quilts using 35 6" finished blocks. The blocks can be as simple as 4 patch or 9 patch blocks. Blocks can be made from the scraps of your 2 1/2 inch strips. And easiest of all, just cut 6 1/2 squares to go with your pieced blocks. Turn the blocks in to Cris or Paul for PQP to put together.
- Participate in one of the quiltathons



Out and About

Local quilts shows, NEQM news and other news of interest to quilters

November 6-8, 2015

Proper Bostonian Quilters Quilt Show
 Monsignor Donahue Hall, St Theresa School
 40 St Theresa Ave, W Roxbury, MA 02132
pbquilters@yahoo.com
www.properbostonianquilters.org

Nov 5-8 A Quilters Gathering Nashua NH, www.aquiltersgathering.com

March 12-13,

Thimble Pleasures Quilt Guild , \$7 admission
 Blackstone Valley Tech High School,
 Pleasant St Upton, MA

65

April 1-2, 2016

Quinobequin Quilters Biennial Quilt Show
 Needham Masonic Lodge
 1101 Highland Ave, Needham, MA
www.quinobequin.org/quilt_show

April 7-9, 2016

Original Sewing & Quilt Festival
 DCU Center
 50 Foster St, Worcester, MA 01608
www.sewingexpo.com

April 30 10-3 and May 1 2016 10-3

Linsey Woolsey Quilt Guild
 Norton Middle School
 205 W. Mails St, Norton MA
shinton@comcast.net

NEQM HIGHLITES 2015 - 2016 FEATURE EXHIBITIONS

November 5 -
 December 26, 2015
SMALL WONDERS
*Miniature, Doll &
 Crib Quilts*

**January 6 - May
 1, 2016**
QUILTS JAPAN
*The 12th Quilt
 Nihon*

May 4 - July 10, 2016
BUTTERFLY WHIRL
*Contemporary Quilt
 Art*

July 14 - October 16,
 2016
CONFLUENCE
*Water's Beauty, Use and
 Misuse*

October 20 -
 December 31, 2016
**AMERICA'S APPLIQUE
 QUILTS**
The Christ Collection

ON DISPLAY IN THE CLASSROOM GALLERY

July 1 - October 31, 2015
CIVIL WAR ERA QUILTS
*The American Quilt Study
 Group*

November 5, 2015 - February 20,
 2016
RED, WHITE & GREEN
*Antique Quilts from the Permanent
 Collection*

February 24 - May 15,
 2016
FIRST IMPRESSIONS
 2016
New to the Collection

May 17 - September 4, 2016
**THE PRESIDENTIAL
 MEDALLION QUILT
 PROJECT**
On Loan from Sue Reich



Quilt shop on the Move! The Quilted Crow is moving to Bolton MA . The shop in its current location will close on Nov 23 and reopen in its new location on Dec 1 at 626 Main St, Bolton (previously the Salt Box Country Store) More info at thequiltedcrow.com

The Quilt Lady's Corner -

The following section will include helpful hints and or tools that guild members have found useful.

Tool tips—Diana Richard uses a wooden skewer as a stylus for guiding fabric in piecing. Also, she uses a 4x5 index card to guide the needle diagonally across a square instead of drawing a line on the fabric. When making of half squares Janet Irons suggests a new ruler to add to your collection. The “Wonder Cut Ruler” designed by Walter Times Two from Idaho. Makes easy and accurate half square blocks.. Great videos on You Tube.


This winter might present challenges for us as the weather did last year. As quilters with a sense of adventure this section will be dedicated to focusing on doing something different. “Challenge Yourself”-Take an orphan block and cut it apart into 4, 6 or 8 pieces. Rearrange them and then sew back together. You could have functional placemats.

Send your contributions to nwquiltlady@comcast.net for both sections.



RNQG PROGRAMS 2015-2015

November 18, 2015



Using "guest designers" from the audience, this program is a 45-minute demonstration of how to use Electric Quilt as a tool for designing beautiful and unique quilts. It is suitable for beginners and intermediate users as well as those just curious about the program. Following is a trunk show of EQ designed quilts -- there will be ample time for questions and answers! Pat learned to sew in 7th Grade Home Economics after all of her family's worldly goods went up in a warehouse fire following return from diplomatic duty in London. She received her first sewing machine that Christmas and has been sewing clothing, home dec, and quilts ever since. She discovered the world of quilting in 1993 and joined guilds and began taking quilting classes. When her older daughter entered college, she became Rhode Island's first longarm quilter, developing her longarming skills in the evening while continuing to work as an elementary school librarian during the day. In 2008, she became an NQA Certified Quilt Judge, and in 2011, an NQA Certified *Master* Quilt Judge. She currently serves as Coordinator for the NQA Judge Certification program.



Making a bonus appearance this evening will be Pat's husband, Bob, who has been finding and repairing antique Singer Featherweights (Singer Models 221, 222) since 1999. Over the years he has graduated from simple repairs to complete overhauls of these diminutive dynamos. Bob is a retired mechanical engineer and a graduate of Featherweight University and enjoys finding out what is wrong with the beautifully engineered Featherweights and getting them running smoothly again. He sells and repairs Featherweights at quilt shows around New England and in his workshop in Rhode Island. He also repairs a variety of older Singers, both treadle machines and electric. In addition, he stocks replacement parts for all the Singers he repairs as well as some accessories such as button hole and zig zag attachments, 1/4" Little Foot™, walking feet, bobbins, belts, motors, foot controls, Featherweight "card" tables, and extended bed tables, as well as reproduction machine cases, case latches, and handles. Bob will have many items available for purchase and can be contracted to do repairs on your Singer machine



January 20, 2016 7:30 - 9:00 PM Walpole VFW

**Susan Reich Website: www.coveringquiltshistory.com
Lecture: "Quilting That Saw Us Through the War Years"**



From 1941-1945, most able-bodied women expended all of their energies employed in the defense industry, volunteering for the Red Cross, planting Victory Gardens, and keeping the "home fires burning." These were essential activities of women on the home front. During this stressful time, women were also making thousands of quilts. Sue will share with us her collection of World War II quilts and explain their significance within the historical context.

Sue has extensive experience in quilt making. Through access to newspapers and magazines of the World War II era, she has also been able to authenticate the patterns and designs available to quiltmakers, anchoring the quilts historically in time. She is a certified AQS appraiser and an NQA trained quilt judge. She lectures nationally on a variety of quilt history topics. She has authored *Quilts and Quiltmakers Covering Connecticut*; *Quilting, Frolics & Bees: 100 years of Signature Quilts*; *Quilting News of Yesteryear: 1,000 Pieces and Counting*; *Quilting News of Yesteryear: Crazy as a Bed Quilt*; *World War II Quilts*, and her most recently released book, *World War I Quilts*.

February 17, 2016 7:30 - 9 PM VFW POST Walpole

Games Night



Come together with fellow guild members for an evening of fun and camaraderie. There will be games, raffles, puzzles and snacks galore. Nothing warms you faster than laughter!



March 16, 2016 7:30 - 9PM Walpole VFW Post

RNQG Auction

The RNQG biennial blast of bidding and bargain-buying returns to the Italian-American Club in 2016! Both silent and live auction segments are planned for the evening. Be sure to bring your checkbook and your friends to this gala event!

This event is free to all -- no charge for guests.

April 20, 2016 7:30 - 9 PM Walpole VFW Post

Ann Lainhart

Website: www.quiltedgallery.com

Topic: Fussy-Cutting Trunk Show

Fussy-cutting consists of isolating a particular motif in a fabric design and cutting it exactly alike several times so when the pieces are sewn back together, a kaleidoscopic or mirror-image effect is created. In this lecture, Ann demonstrates how to choose an appropriate border print for fussy-cutting, how to prepare templates, and how to fussy-cut and pin the pieces for sewing. These can be used in creating wall hangings, matted blocks, cards, purses, and Christmas ornaments.



Ann describes herself as a contemporary traditionalist when it comes to quilting. Much of her work is based on traditional quilt blocks such as Card Trick, Mariner's Compass, and Eight-Pointed Star. Modern cottons, hand-dyed fabrics, border prints, and fussy-cutting give her work a contemporary feel.

A quilter since 1978, Ann began her teaching career in 1987. While living in Boston, she was a member of the Proper Bostonian Quilters. Now a resident of Plymouth, MA she is a member of the Bayberry Quilters of Cape Cod; the East Coast Quilters Alliance; and the American Quilter's Society. Her quilted creations have won ribbons at the Vermont Quilt Festival and *A Quilter's Gathering*. They have also been juried into the New England Images and East Coast Quilters Alliance shows.





May 18 2016 7:30-9:00 Walpole VFW

Guest Speaker: Rami Kim

Lecture: Fascination

www.ramikim.com


This fashion / trunk show is "Fascination" to those who love wearable arts, quilts, dolls and bags! Known internationally for her distinctive colors and techniques, Rami's special interest is 3-dimensional textures.

Over the course of the evening, Rami will show her award winning art-to-wear garments, quilts and other items created by clearing pathways to imagination. She hopes that sharing her stories, experiences, designs and techniques will encourage viewers to vanquish their fear of experimentation, thus opening the way to personal creativity.

Rami is a former DNA scientist who metamorphosed into a fabric artist / quilter / instructor. She is an 18-time Best of Show winner, distinguished for her innovative art-to-wear. She has authored three books: *Folded Fabric Elegance*; *Quilted Elegance*; and *'Elegant Cotton, Wool, Silk Quilts'*.

May 19, 2016 9:30AM - 4PM All About Quilts

Rami Kim Workshop: The Fifth Dimension



Go beyond traditional 3-D. In this technique workshop, you will learn five of the exotic and unusual methods that are the trademark of Rami's works including hexagon and biscuit chopkey, mirror-imaged continuously folded prairie points, harlequin tucks, North American hand smocking and lined prairie points. This workshop could be the answer to those who wish to learn about adding 3-dimensional textures and unique touches to art-to-wear and quilts



June 15, 2016

6:30 - 8PM VFW POST, Walpole

RNOG



Mingle with guild friends and feast on their favorite dishes at this end-of-the-quilting-year celebration. There's always great variety! Be among the first to get the pre-season scoop on programs scheduled for the 2016-17 quilting year and learn the requirements for the RNQG Summer Challenge

ABBY SULLIVAN
PHOTOGRAPHY



www.abbysullivan.com
617-974-4023

**SPECIALIZING IN PETS
AND THEIR PEOPLE**



Mad About Quilts

**Online Store for
Quilts and Fabrics**
www.madaboutquilts.com


Longarm Rental & Quilting Services
T-Shirt & Memory Quilts, Custom Quilts

Dora Dorval
508-353-7281

Mary Ann Zonenshine
774-254-2629

Studio Address: 574 East Street, Mansfield, MA 02048





ZELAYNA R. RAUCH, D.C.
219 BRIDGE STREET
DEDHAM, MA 02026
781-326-8100

DEDHAM FAMILY CHIROPRACTOR

Fabrics
Books
Notions

Classes
Workshops
Weekends

All About Quilts
958 Main Street
Walpole, MA 02081
508-668-0145
www.allaboutquilts.com

Long Arm Quilting

