

# Laurel Wreath

Volume 33 • Issue 1

Newsletter of the Rhododendron Needlers Quilt Guild

Sept-Oct, 2015

## Happy New Year!

Ok, so the calendar is not starting a new year, but it is the beginning of a Happy New *Guild* Year and I hope you are excited to get started again. I know I am. We have a great year of programs and workshops set up. We have some new ideas to present and old and new friendships to enjoy. I have a great roster of board and chairpersons, and am anxious to begin.

I would like to ask that you please take the time to read each newsletter as it is our best way to get information to you and keep you informed about *your* guild, (i.e. urgent news pg 2). The newsletter comes out shortly before the Sept, Nov, Jan, Mar, and May guild meetings and is emailed to all members.

Looking forward to seeing you Sept 16  
Diana Richard, RNQG President

## **NEW** MEETING INFORMATION

RNQG meetings are held on the 3<sup>rd</sup> Weds. of the month. As of Sept 2016, the meetings will move to the Walpole VFW Post at 109 Robbins Rd, Walpole, MA. Social time starts at 7pm and the business meeting at 730pm. Please share this info with any members you know just in case they didn't read their newsletter!

Getting to know each other is important. Please remember to wear your nametag to meetings. If you do, you'll receive a raffle ticket for a fun prize

## SCHEDULE OF BOARD MEETINGS

Board meetings are held 6:30- 8:30 at the Walpole Public Library, Pinnacle Room, 143 School Street, Walpole. All members are invited to attend. All board members are highly encouraged attend.

September 2, 2015, November 4, 2015, January 6, 2016, March 2, 2016  
May 4, 2016



Applause Please

Congratulations to Janet Elia and her quilt Funky Garden on Red (left) for a 3<sup>rd</sup> place ribbon in Paducah and Honorable Mentions in Syracuse and Chattanooga.

Congratulations also to Terry Greenstein for a yellow ribbon at the Vermont Quilt Show for her quilt The Light From Within and to Linda Hancock for a yellow ribbon for her quilt Generations also in Vermont.

If you know of one of our members that deserves applause from us, please send info to [editor@rnqg.org](mailto:editor@rnqg.org)

**BOARD OF DIRECTORS 2014-2015**

- President: Diana Richard
- Vice President: Terry Greenstein
- Secretary: Karen LeBlanc
- Treasurer: Helen Curtis
- Programs 2015-2016: AnneMarie Freitas
- Programs 2016-2017: Vacant
- Membership: Jane McClellan
- Newsletter: Diana Richard
- Hospitality: Venera Emmi
- Library: Lisa Steinka
- Monthly Raffle: Nancy Pond
- Quilted Comforts: Paul Burega and Christine Crawford
- Rack Keeper: Diana Annis
- Connecting Thread: Anita Lascalzo
- NEQMA Liaison: Teddi Weber
- Auction/Fundraiser: Mary Sandison
- Quilt Show 2017: Diana Richard
- Historian: Terry Greenstein
- Raffle Quilt 2015: Abby Sullivan
- Webmaster: AnneMarie Freitas
- Facebook Guru: Deb Woodhams
- Publicity: **Vacant**

**WEBSITE** The RNQG website underwent a major migration this summer to bring it up to date with the most recent release of underlying software. My goal was to keep the website look and operation the same as the previous iteration. If you find anything that does not work – such as broken, missing or incorrect links, please let me know ASAP via email to [webmaster@rnqg.org](mailto:webmaster@rnqg.org). As I have said previously, “If I don’t know something is broken, I can guarantee it will not be fixed!”


I am always open to suggestions for additions to the website, or changes that would make it more user-friendly. *Please* don’t hesitate to speak up if you have any ideas! I will let you know if I am able to make the improvement you have in mind. Though I was a software engineer for many years, I have never had training in website development. This may keep me from giving you an immediate answer on whether your request can be accommodated -- it is not a reflection of my willingness to make the change.

Whenever you have a guild-related question, I sincerely hope that the first place you go to find an answer is the guild website, [rnqg.org](http://rnqg.org).

AnneMarie Freitas

**RNQG FACEBOOK**

Please “friend” us on our new Facebook page Rhododendron Needlers Quilt Guild. Invite your friends to join our page. We are stepping into the world of Social Media.



### Summer Challenge

Be sure to bring your summer challenge made from the charms given out at the June Meeting. Cover your label and put the project in a brown paper bag and turn it in to Teddi at the meeting. Projects must be turned in no later than 715pm. Voting will stop at 730pm prior to the business meeting.

### Raffle Quilt Blocks

Have you finished your blocks for the Raffle Quilt that you picked up at the potluck supper? For directions and pictures click on this link

<http://rnqg.org/images/RNQG/Misc/17rafflequiltinfo.pdf>

We are looking forward to getting the finished blocks back at the September guild meeting or you can mail them to: Abby Sullivan, 15 Belcher St., Sharon, MA. 02067. Please help us to get the blocks finished by September so we can get it assembled. If you didn't have the opportunity to sew blocks and would like to help sew rows please contact me at [abbysphoto@yahoo.com](mailto:abbysphoto@yahoo.com) Thank you for all your help!  
Abby, Marci, Nancy and Sue

### Snippets

- Members who have Auntie Flo's Kits are reminded to finish them and return them to Sarah at the Sept Guild Meeting.
- We will be discussing at our Sept meeting the possibility of an RNQG retreat. We hope you will be as excited about it as our board is. RNQG does not currently sponsor a retreat and any retreats using our name should not be doing so.
- Membership cards will be available at the Sept meeting. Be sure to pick one up. ***Do you know that showing your card gets RNQG members a 10 % discount at All About and a 15% discount at Ann's***
- Recently, I have had 2 inquiries from other guilds asking if any of our members do lectures or trunk shows. In referring them to our website, I realized many of you have not taken advantage of our webpage to advertize your business. If you would like your business to appear on the Links page, please notify Anne Marie.
- If you know of a guild member who has been ill, had a death in the family, was recently married, had a baby, or needs a friendly greeting for any reason, please contact the [Connecting Threads Coordinator](#) on our guild website

## Comfort Quilts

Since 1993, our guild has been active in making comfort quilts for charity, most notably for cancer patients and children's quilts thru Project Linus . In the last few years our participation has waned for various reasons. It is my hope that during this guild year we can refocus our charity work and build up our donation level of quilts. By working in conjunction with the Power of the Quilt Project in Sherborn, we can pool our resources and bring up our production levels. In the past, we set a goal of 1 charity quilt per person. Times have changed. We have less time, fabric costs more; people don't like the fabric in the kits. Whatever the reasons, I am hoping that we can regroup and find some ways to produce more comfort quilts for charity using less time and money for us.

The ladies at the Sherborn church are not all quilters. They can sew blocks together. They can sandwich quilts. The church gives them money that is used for batting and for the flannel backing (a must for cancer patients), and at this point they have ample money for these products. With this in mind here are some possible suggestions to consider. Some of these ideas would not cost you anything and the quality and beauty of the fabric would of your own liking! Since the church has the backing and batting, we can focus on the tops.

- Cris will bring quilts to our meetings which have been sandwiched by PQP, and need to be quilted. Our members can take the quilts, quilt them and return to Cris at the next meeting.
- Make 6½ " unfinished blocks from your stash. The PQP sewers make quilts using 35 6" finished blocks. The blocks can be as simple as 4 patch or 9 patch blocks. Blocks can be made from the scraps of your 2½ inch strips. And easiest of all, just cut 6½ squares to go with your pieced blocks. Turn the blocks in to Cris or Paul for PQP to put together.
- Participate in one of the quiltathons listed below
- Grab one of your UFO's, finish it and give it to Comfort quilts. It can serve a better purpose comforting someone rather than spending another year in your stash.

## Quiltathons

The dates for the 2015-2016 quiltathons at the UUAC in Sherborn are Saturday, October 24, 2015; Monday, January 18, 2016 (MLK Day); and Saturday, March 19, 2016.

Each one is from 9:00 to 4:00 in Alliance Hall at the Unitarian Universalist Area Church in Sherborn. Lunch and refreshments are always provided. The address is 11 Washington Street, which is Route 16 south. However for those driving north on Route 27, you will want to turn left on Sawin street before you get to the Route 16/27 Y (before the Citgo station and Dunkin' Donuts on the right) then immediately right onto Sanger street and turn right into the church parking lot. It's not possible to turn left directly onto Route 16.

We have mats, rotary cutters, lots of fabric, an ironing board, and many other supplies. Participants should bring their own sewing machines



*Each year RNQG awards a scholarship to a student from a local high school who will be studying the arts, and a donation to the local library in that same town. This past spring our scholarship was awarded to Shain Barry of Oliver Ames High School in Easton and to the Ames Free Library in Easton*



**Out and About**

**Local quilts shows, NEQM news and other news of interest to quilters**

Sept 19-29 Squanicook Colonial Quilt Guild presents Autumn Festival of Quilts. In Townsend Mass. For more info [www.squanicookquiltguild.com](http://www.squanicookquiltguild.com)

Sept 19-20 Silver City Quilt Guild show in Taunton MA . For more info [www.silvercityquiltguild.org](http://www.silvercityquiltguild.org)

At NEQM

**Civil War Era Quilts from the American Quilt Study Group**

On view in the Classroom Gallery through October 31, 2015

Thurs, Sept 3 • 12:30 pm

Brown Bag Lecture

Civil War Quilts with Pamela Weeks

This program is FREE to members and included in the price of admission for non-members

**October 2-3, 2015**

Rising Star Quilters Annual Quilt Show  
 St. Brigid Church  
 1995 Massachusetts Ave, Lexington, MA 02421  
[web@risingstarquilters.org](mailto:web@risingstarquilters.org)  
[www.risingstarquilters.org](http://www.risingstarquilters.org)

**October 10-11, 2015**

Thimbles and Friends Quilt Guild Biennial Quilt Show  
 Bridgewater Senior Center  
 10 Wally Kruger Way (Off route 18/28), Bridgewater, MA 02324  
[www.thimblesandfriends.org](http://www.thimblesandfriends.org)



**October 16-17, 2015**

Concord Piecemakers Quilt Guild Biennial Quilt Show  
St. Matthews United Methodist Church  
435 Central St, Acton, MA  
[www.concordpiecemakers.org](http://www.concordpiecemakers.org)

**October 24-25, 2015**

Burlington Quilters Annual Quilt Show  
Middlesex Community College Campus Center  
591 Springs Rd, Bedford, MA  
[www.burlingtonquiltersguild.org](http://www.burlingtonquiltersguild.org)  
[email@burlingtonquiltersguild.org](mailto:email@burlingtonquiltersguild.org)

**October 2015 TBD**

Tewksbury Piecemakers Annual Quilt Show  
Tewksbury Senior Center  
175 Chandler St, Tewksbury, MA  
[tewksburypiecemakers.com/wordpress](http://tewksburypiecemakers.com/wordpress)  
Denise Sawyer 978-761-7415 [dgsawyer1@yahoo.com](mailto:dgsawyer1@yahoo.com)

**November 6-8, 2015**

Proper Bostonian Quilters Quilt Show  
Monsignor Donahue Hall, St Theresa School  
40 St Theresa Ave, W Roxbury, MA 02132  
[pbquilters@yahoo.com](mailto:pbquilters@yahoo.com)  
[www.properbostonianquilters.org](http://www.properbostonianquilters.org)

**November 2015 TBD**

5th Annual Fiber Arts Festival of New England  
Mallary Complex at Eastern States Exposition  
1305 Memorial Avenue (Rte. 147)  
West Springfield, MA 01089  
[www.thebige.com/ese/ESEEvents/Fiber\\_Festival.asp](http://www.thebige.com/ese/ESEEvents/Fiber_Festival.asp)

Nov 5-8 A Quilters Gathering Nashua NH, [www.aquiltersgathering.com](http://www.aquiltersgathering.com)

**RNQG PROGRAMS 2015-2015**

**September 16, 2015 7:30 - 9 PM Walpole**

**Valarie Poitier Website: [msvpoitier.blogspot.com](http://msvpoitier.blogspot.com)**

**Lecture: "Mrs. V's Solo Act: A Quilter's Life"**

A lighthearted start to the new quilting year! This rib-tickling and off-the-wall comedy skit is guaranteed to keep you "in stitches"! A resident of Natick MA, Valarie is fiber artist who is also a gifted lecturer / motivational speaker / comedienne. As an artist, her tools include thread, fibers, paint, glue, dyes, looms, machines, stream of conscious, study of emerging techniques, plundering old magazines and books for the tried and true techniques, guts and courage. She enjoys "the absurd, the fanciful, and almost anything made of textiles...especially quilts, for beds, for walls and of course for wearing."

Oct 21, 2015 Walpole VFW

**Jacque Gering**

**Topic: "Quilting Modern: Honoring Tradition"**



In this program, Jacquie shares her journey from being a maker, to becoming a quilter, and now a modern quilter, designer and author. She talks about her Mennonite roots, how her family inspires and influences her work, and shows through her quilts how she has developed her unique voice in modern quilting. Learn what makes a quilt "modern" from one of the leaders of the modern quilting movement!

Awarded "Teacher of the Year 2014" by Professional Quilter Magazine, her friendly approach and innovative style mean her workshops and classes are always in high demand. She is also the co-author of *Quilting*

*Modern*, a Craftsy instructor and a board member of the Modern Quilt Guild.

**October 22, 2015 9:30AM - 4PM**

**Jacque Gering**

**Workshop: Scrappy Improvisation**

This class will help you use all those scraps that are too big to throw away, but you're not sure how to use. Learn this unique twist on improvisational piecing and discover and learn to use the concept of "inflow" to manipulate the negative space in your quilt. The class will focus on making blocks for a quilt and includes instruction on paneling your blocks to create a unique layout for your quilt.

**RNQG Workshop with Jacquie Gering!**

It is time to sign up for the October workshop with Jacquie Gering, a nationally recognized quilter/teacher/author in the area of Modern Quilting. You can learn more about Jacquie and her work at [tallgrassprairiestudio.blogspot.com](http://tallgrassprairiestudio.blogspot.com).

The workshop will be held at All About Quilts on October 22, 2016 from 9:30 AM – 4:30 PM. The topic is "Scrappy Improvisation" and (in Jacquie's own words), "will help you use all those scraps that are too big to throw away, but you're not sure how to use."



**Sign-ups should be done ASAP.** They can be done at the Sept 16 guild meeting, or by sending an email with subject JACQUIE GERING WS to programs@rnqg.org. The email should contain your name, preferred phone number and email address. **RNQG members will have priority registration for the workshop until Sept. 17, 2016. Following this date, non-members will have equal priority.** Your workshop registration is not considered complete until you have paid the \$60 workshop fee, either by cash or check made payable to RNQG. Non-members must pay \$65 for the workshop, but their fee includes free admission to the Jacquie Gering lecture at the Oct 21 RNQG meeting.

Workshop supply list:

Sewing machine with ¼" foot (if available)

Basic sewing/ rotary cutting/quilting supplies

Cutting mat and 24" acrylic ruler

Matching thread

Painter's tape (1" wide)

1 yd flannel, batting or flannel-backed tablecloth for use as design wall

Background fabric - 2½ yards, either solid color or fabric that reads as a solid and will contrast with your scraps. You can also use multiple background fabrics.

Scrap fabrics – a stuffed two-gallon zip lock bag with either scraps or lots of ⅛ yard cuts. Feel free to sort your scraps by color (or yardage). This will help you decide on and easily work with the color story for your blocks. Try to include a variety of sizes and shapes. It is important that you have different values in your selections. Lights, mediums and darks are essential for a good composition. Include strips and both large and small pieces. Scraps can be prints or solids or a combination. Jacquie recommends you have some solid fabrics to help your prints shine.

Color options:

\*scraps in two or three colors **OR**

\* scraps that are primarily one color with touches of an accent color **OR**

\*scraps that are from colors that are next to each other on the color wheel (blue/purple)  
(red/orange) (green/blue) **OR**

\*totally scrappy...disregard color entirely and bring a random selection.

To finish the quilt, you will need:


1½ yd backing fabric

⅓ yd binding fabric

45" X 60" low loft batting

**THESE ITEMS DO NOT NEED TO BE BROUGHT TO CLASS!**





**November 18, 2015 7:30 - 9:00 PM VFW Post Club,  
Walpole**

**Pat Harrison**

**Website: [oceanwavesqc.com](http://oceanwavesqc.com)**

**Lecture: "Getting that EQ Off the Shelf"**



Using "guest designers" from the audience, this program is a 45-minute demonstration of how to use Electric Quilt as a tool for designing beautiful and unique quilts. It is suitable for beginners and intermediate users as well as those just curious about the program. Following is a trunk show of EQ designed quilts -- there will be ample time for questions and answers! Pat learned to sew in 7th Grade Home Economics after all of her family's worldly goods went up in a warehouse fire following return from diplomatic duty in London. She received her first sewing machine that Christmas and has been sewing clothing, home dec, and quilts ever since. She discovered the world of quilting in 1993 and joined guilds and began taking quilting classes. When her older daughter entered college, she became Rhode Island's first longarm quilter, developing her longarming skills in the evening while continuing to work as an elementary school librarian during the day. In 2008, she became an NQA Certified Quilt Judge, and in 2011, an NQA Certified *Master* Quilt Judge. She currently serves as Coordinator for the NQA Judge Certification program.

Making a bonus appearance this evening will be Pat's husband, Bob, who has been finding and repairing antique Singer Featherweights (Singer Models 221, 222) since 1999. Over the years he has graduated from simple repairs to complete overhauls of these diminutive dynamos. Bob is a retired mechanical engineer and a graduate of Featherweight University and enjoys finding out what is wrong with the beautifully engineered Featherweights and getting them running smoothly again. He sells and repairs Featherweights at quilt shows around New England and in his workshop in Rhode Island. He also repairs a variety of older Singers, both treadle machines and electric. In addition, he stocks replacement parts for all the Singers he repairs as well as some accessories such as button hole and zig zag attachments, 1/4" Little Foot™, walking feet, bobbins, belts, motors, foot controls, Featherweight "card" tables, and extended bed tables, as well as reproduction machine cases, case latches, and handles. Bob will have many items available for purchase and can be contracted to do repairs on your Singer machine

January 20, 2016 7:30 - 9:00 PM Walpole VFW

Susan Reich Website: [www.coveringquilthistory.com](http://www.coveringquilthistory.com)  
Lecture: "Quilting That Saw Us Through the War Years"



From 1941-1945, most able-bodied women expended all of their energies employed in the defense industry, volunteering for the Red Cross, planting Victory Gardens, and keeping the "home fires burning." These were essential activities of women on the home front. During this stressful time, women were also making thousands of quilts. Sue will share with us her collection of World War II quilts and explain their significance within the historical context.

Sue has extensive experience in quilt making. Through access to newspapers and magazines of the World War II era, she has also been able to authenticate the patterns and designs available to quiltmakers, anchoring the quilts historically in time. She is a certified AQS appraiser and an NQA trained quilt judge. She lectures nationally on a variety of quilt history topics. She has authored *Quilts and Quiltmakers Covering Connecticut*; *Quilting, Frolics & Bees: 100 years of Signature Quilts*; *Quilting News of Yesteryear: 1,000 Pieces and Counting*; *Quilting News of Yesteryear: Crazy as a Bed Quilt*; *World War II Quilts*, and her most recently released book, *World War I Quilts*.

---

February 17, 2016 7:30 - 9 PM VFW POST Walpole

### Games Night



Come together with fellow guild members for an evening of fun and camaraderie. There will be games, raffles, puzzles and snacks galore. Nothing warms you faster than laughter!

---

---

**March 16, 2016    7:30 - 9PM    Walpole VFW Post**

### **RNQG Auction**

The RNQG biennial blast of bidding and bargain-buying returns to the Italian-American Club in 2016! Both silent and live auction segments are planned for the evening. Be sure to bring your checkbook and your friends to this gala event!

*This event is free to all -- no charge for guests.*

---

**April 20, 2016    7:30 - 9 PM    Walpole VFW Post**

**Ann Lainhart**

**Website: [www.quiltedgallery.com](http://www.quiltedgallery.com)**

**Topic: Fussy-Cutting Trunk Show**

Fussy-cutting consists of isolating a particular motif in a fabric design and cutting it exactly alike several times so when the pieces are sewn back together, a kaleidoscopic or mirror-image effect is created. In this lecture, Ann demonstrates how to choose an appropriate border print for fussy-cutting, how to prepare templates, and how to fussy-cut and pin the pieces for sewing. These can be used in creating wall hangings, matted blocks, cards, purses, and Christmas ornaments.



Ann describes herself as a contemporary traditionalist when it comes to quilting. Much of her work is based on traditional quilt blocks such as Card Trick, Mariner's Compass, and Eight-Pointed Star. Modern cottons, hand-dyed fabrics, border prints, and fussy-cutting give her work a contemporary feel.

A quilter since 1978, Ann began her teaching career in 1987. While living in Boston, she was a member of the Proper Bostonian Quilters. Now a resident of Plymouth, MA she is a member of the Bayberry Quilters of Cape Cod; the East Coast Quilters Alliance; and the American Quilter's Society. Her quilted creations have won ribbons at the Vermont Quilt Festival and *A Quilter's Gathering*. They have also been juried into the New England Images and East Coast Quilters Alliance shows.



**May 18 2016 7:30-9:00 Walpole VFW**

**Guest Speaker: Rami Kim**

**Lecture: Fascination**

[www.ramikim.com](http://www.ramikim.com)


This fashion / trunk show is "Fascination" to those who love wearable arts, quilts, dolls and bags! Known internationally for her distinctive colors and techniques, Rami's special interest is 3-dimensional textures.

Over the course of the evening, Rami will show her award winning art-to-wear garments, quilts and other items created by clearing pathways to imagination. She hopes that sharing her stories, experiences, designs and techniques will encourage viewers to vanquish their fear of experimentation, thus opening the way to personal creativity.

Rami is a former DNA scientist who metamorphosed into a fabric artist / quilter / instructor. She is an 18-time Best of Show winner, distinguished for her innovative art-to-wear. She has authored three books: Folded Fabric Elegance; Quilted Elegance; and 'Elegant Cotton, Wool, Silk Quilts'.

**May 19, 2016 9:30AM - 4PM All About Quilts**

### **Rami Kim Workshop: The Fifth Dimension**



Go beyond traditional 3-D. In this technique workshop, you will learn five of the exotic and unusual methods that are the trademark of Rami's works including hexagon and biscuit chopkey, mirror-imaged continuously folded prairie points, harlequin tucks, North American hand smocking and lined prairie points. This workshop could be the answer to those who wish to learn about adding 3-dimensional textures and unique touches to art-to-wear and quilts

June 15, 2016

**6:30** - 8PM VFW POST, Walpole

**RNQG**



Mingle with guild friends and feast on their favorite dishes at this end-of-the-quilting-year celebration. There's always great variety! Be among the first to get the pre-season scoop on programs scheduled for the 2016-17 quilting year and learn the requirements for the RNQG Summer Challenge

ABBY SULLIVAN  
PHOTOGRAPHY

www.abbysullivan.com  
617-974-4023

SPECIALIZING IN PETS  
AND THEIR PEOPLE

**MAQ**  
*Mad About Quilts*

**Online Store for  
Quilts and Fabrics**  
www.madaboutquilts.com


Longarm Rental & Quilting Services  
T-Shirt & Memory Quilts, Custom Quilts

Dora Dorval  
508-353-7281

Mary Ann Zonenshine  
774-254-2629

Studio Address: 574 East Street, Mansfield, MA 02048





ZELAYNA R. RAUCH, D.C.  
219 BRIDGE STREET  
DEDHAM, MA 02026  
781-326-8100

DEDHAM FAMILY CHIROPRACTOR

*Fabrics*  
*Books*  
*Notions*

*Classes*  
*Workshops*  
*Weekends*

***All About Quilts***  
958 Main Street  
Walpole, MA 02081  
508-668-0145  
[www.allaboutquilts.com](http://www.allaboutquilts.com)

*Long Arm Quilting*