


Rhododendron Needlers Quilt Guild

A Community of Quilters Quilt Show



Blue Hills Regional High School

800 Randolph Street

Canton, MA

Saturday, April 5, 2025 10 am - 5 pm

Sunday, April 6, 2025 10 am- 4 pm

“A Ruby Celebration”

Forty years ago the Rhododendron Needlers’ Quilt Guild was formed. The guild was started by a group of women including current members, Sue Crane, Nancy Pond and Judy Swaim who met monthly, with the Louisa Smith, Mary Cisternelli, and Phyllis Nixon owners of Quilts, Ltd. in Walpole. They met at the Medfield Library. The group engaged in quilting activities, including Blocks of the Month and block challenges, receiving a new pattern each month.

After a year, the group formed a charter becoming the forty seventh guild in the New England Quilt Guild, which had been started in order to find a permanent home for the New England Quilt Museum. At that time, the members voted on a name, choosing “Rhododendron Needlers’ Quilt Guild.

RNQG’s first official guild meeting was held in September, 1985 at the Norfolk Agricultural School in Walpole, MA. Over the years, the guild grew to a high of 125 members, having to employ wait lists for new members.

The first official guild quilt show was held in the spring at the Norfolk Aggie. Guild members stayed overnight to protect the guild’s quilts.

We’ve grown and moved with the times. We survived COVID and kept our sense of community strong, using Zoom for meetings and sewing together virtually. We’ve continued to use technology but have also started other events to strengthen our bonds, including a monthly lunch and sewing Comfort Quilts.

We still meet on the third Wednesday night currently at the Knights of Columbus on Stone Street in Walpole and on Zoom during the winter months.

Welcome to the RNQG 2025 Quilt Show

About the RNQG

We are a community of quilters with members from twenty six communities in Massachusetts. We meet at the Knights of Columbus Hall in Walpole and via Zoom, on the third Wednesday of the month from September to June, excluding December.

RNQG supports many activities and encourages all of our members to participate. One of our main activities is our Comfort Quilts, where our members make quilts that are donated to area charities. We offer scholarships to high school seniors furthering their education in the field of the Arts; and have also donated money to local libraries to purchase books on the art of quilt making.

Consider visiting us! Non-member guests are welcome to attend our meetings for a small fee. Check our calendar at the Membership Table for upcoming topics or online at www.RNQG.org.

President's Message

Thanks for coming to our 2025 show, celebrating our 40th year. It's our pleasure to share our artistic passion with you.

A Heartfelt Thank You to Our Quilt Show Chairs and Volunteers!

We would like to extend a Huge thank you to Carla Keen and Terry Ruta, our incredible quilt show chairs, for their time and hard work in making this year's quilt show a resounding success.

A special shout out to all of our volunteers who gave their time and effort. Whether you were behind the scenes or front and center, we couldn't have done it without you. And of course, we cannot forget the creative quilters whose talent, craftsmanship and creativity brought this show to life. Your quilts inspired and amazed everyone who attended, showcasing the incredible artistry within our community.

Thank you for all of your contributions – together you made this event a truly memorable experience!

Abby Sullivan

Thank you

***The Rhododendron Needlers Quilt Guild
would like to offer a special thank you to the following***

Tim Rose
Director of Facilities, Grounds and Campus Security
and his staff

Why We Say: Please Don't Touch the Quilts

Sometimes quilts cry out to be touched, felt, and held! Their colors and textures are irresistibly tempting. Many are made for the very purpose of comforting.

So, why do we ask you not to touch the quilts?

We know your hands are clean; but body oils on your hands as well as dirt and food particles can easily be transferred to fabric. With several thousand visitors eager to touch, a quilt can be irreparably damaged. In addition, many antique quilts are quite fragile. Careless handling can also topple quilt racks causing injury and damage.

We hope you enjoy our quilt show but please remember


- Ask one of the white glove volunteers to turn the quilt if you wish to view the reverse side.
- Keep all pens & pencils away from the quilts while viewing
- Do not let children run in the aisles or touch the quilts.

Your cooperation is greatly appreciated and will help us keep our quilts in heirloom condition to be handed down and enjoyed by future generations.

Comfort Quilts

The making of Comfort Quilts has been an integral part of Rhododendron Needlers Quilt Guild since 1993. Our members feel strongly that we should work together to give back to the community. We have accomplished this through our Comfort Quilts, with the intent to bring comfort, hope and peace to the recipients. A benefit we have discovered is that those who donate fabric, cut, sew, iron, and/or piece together these beautiful quilts experience a sense of community, accomplishment and joy.

Full size quilts, NICU quilts, isolette covers and wheel chair quilts have been donated to veterans, cancer patients, children, hospital and nursing home patients. In recent years, comfort quilts have gone to hospice organizations, Norton Human Services, Medway Family House, Wheaton College Counseling Center, Beverly Hospital Special Care Nursery, My Brother's Keeper, Justice Resource Institute Foster Care, Project Linus, Habitat for Humanity's Homes and many other people and charities suggested by guild members. More than 100 quilts are made and distributed by the guild each year.




2025 Quilt Show Chairpersons

Quilt Show Chairs	Carla Keen, Terry Ruta, Abby Sullivan
Ad Coordination	Billie Klegraeffe
Appraisals	Diana Annis
Booklets/Voting Ballots	Maureen McEntee
Boutique	Jackie O'Brien, Dottie Sullivan
Comfort Quilts	Terry Ruta
Food & Music Coordinator	Terry Ruta
Membership	Gail Williams
Publicity	Maura Woodard
Quilt Central	Anita Loscalzo, Zelayna Rauch
Quilt Show Design	Diana Annis
Quilt Labels	Janet Elia
Quilt Registrar	AnneMarie Freitas
Quilt Racks	Billie Klegraeffe
Raffle Baskets	Cathy Kelliher
Raffle Quilt	Carol Coakley, Carla Keen
Ribbons & Awards	Terry Greenstein, Evelyn McStowe J. Fleishman, Mary Peterson
Show Set-Up	Abby Sullivan
Quilt Take Down	Abby Sullivan
Scavenger Hunt & Prizes	Laura Rosenspan, Maura Woodard
Signage	Lisa Steinka, Kathleen Yorkis
Special Display	Diana Annis, Anita Loscalzo
Treasurer	Karen LeBlanc
Vendor Liaison	Monique Whitten
Venue Coordinator	Terry Ruta
Vignettes	Lori Thompson, Stephanie Valanzola
Volunteer Coordinator	Jacqueline Fleishman

A Special Thank You

We would also like to thank the following for their grants and donations to our Ruby Celebration



Our "Ruby Celebration" is funded in part by a grant from the Westwood Cultural Council, a local agency which is supported by the Massachusetts Cultural Council, a state agency.



Raffle Quilt

“Stargazing”

We would also like to thank the following for displaying our raffle quilt

All About Quilts	Walpole, MA
Ann’s Fabrics	Canton, MA
Emma’s Quilt Cupboard & Sewing Center	Franklin, MA
Franklin Mill Store	Franklin, MA
Quilt Corner Studio	Sandwich, MA

Canton Heritage Festival	May 18, 2024
Discover Medfield Day	September 28, 2024
Norwood Day	September 7, 2024
Walpole Day	May 11, 2024

Boutique

Make sure you visit our Boutique!

The Boutique is a wonderful opportunity for Quilters to stock up on fabric, precuts, books, notions, quilting magazines, etc. on sale at the boutique.

Everyone can browse and bring home some beautifully hand crafted items made by our guild members. We have hand-made quilts (large and mini), wall art, household items, bags, etc.

All items are available for you to purchase and make great gifts for family and friends, and especially for you. Treat yourself!

Raffle Basket Table

Be sure to visit our Raffle Basket Table. We have a number of raffle baskets and surprises. Our baskets have been put together by our talented guild members. They have different themes and are filled with a variety of unique items. You're sure to find one that you'd love to win!

Tickets are \$5.00 for a sheet of 10 chances

Vendors

Alex's Blade Sharpening
Lincoln R.I.

Fabritique/Strands
Hull, MA

The Fudge Lady
Uxbridge, MA

Knots and Bolts
Sanford, ME

Quilt Corner Studio
Sandwich, MA


Quilter's Loft
Dudley, MA

Quilt Lily Designs
Dudley

Special Exhibit
Presenting Our Past
Antique Quilts
1840s to the 1950s

RNQG members, Diana Annis and Anita Loscalzo, will share favorite quilts in a walk through an exhibit from their collections of antique quilts. Both Anita and Diana are documenters for the Massachusetts Quilt Documentation Project and are active members of the American Quilt Study Group. Diana is a nationally recognized machine quilting artist and a certified quilt appraiser. Anita is a former curator of the New England Quilt Museum. She also researches and writes about subjects concerning quilt and textile history.

Tours will be given on both Saturday and Sunday at 1:30



All About Quilts


958 Main Street, Rt. 1A

Walpole, MA 02081

508-668-0145

allaboutquilts.com

allaboutquiltswalpole@gmail.com



Quilt Appraisals



Have you ever wondered what to charge if you sell one of
your quilts?

Do you know how much to insure your quilt for?
Make an appointment with Diana Annis an award winning
machine quilter and American Quilt Society certified
appraiser.

Appointments are available:
Saturday from 10:00 to 4:00
Sunday from 10:00 to 3:00

A verbal consultation will be \$25
A written insurance replacement appraisal will be \$55

Walk-ins are welcome
but appointments will take precedence

New England Quilt Museum

neqm.org · Lowell, MA

Something For Everyone

On View through May 3, 2025

Fierce Planets

A SAQA and Johns Hopkins

Wavelengths Global Exhibition

On View April 1 through June 21, 2025

Mary Kerr's "Make Do" Quilts

On View May 6 through August 9, 2025

Quilts Japan: The 17th Quilt Nihon

On View August 12 through September 6, 2025

Summer Celebration of New England Quilts:

The Best of the Region's Quilt Guilds

September 9 through December 27, 2025

A Walk In The Woods: Quilt Artists Respond to Nature

To Every Season: Works by Salley Mavor

Susan Gaylord's Spirit Books

OPEN TUES - SAT, 10 AM - 4 PM

Explore neqm.org to learn more and plan your visit.

Quilts for Sale

Some of the quilts displayed are available for sale. Quilts for sale are noted in this book with a \$ beside their number. Sale Quilts are also noted on their attached labels. If you are interested in purchasing one of these quilts, please visit the Boutique to make arrangements.



One Quilting Circle

Designs for Everyday Living



Programs & Workshops for Quilters and Pattern Designs by Linda Pearl

My Bestselling Presentation is now a 35 page EBOOK!

In 2023, I introduced a new presentation for Quilt Guilds called Your Capsule Stash, and it immediately became a best seller for me.

It came out of a real life struggle with my own space. I've been speaking with groups - both in person and on Zoom about this idea ever since, and the conversations that were started have taken this story to the next level. Now, I've developed a 34 page e book to help you in your room as you look for Your Happy Place.

StrategiesChecklistsResources...and more!

Use code RNQG to take 10% off your immediate download!

Art and Contemporary Quilts

A-101

Waterfall

Ines Arismendi

Inspiration for this quilt was my box full of strips, and Gabriella Garza's "Stereo Vibes" design, exhibited at the International Quilt Festival in Houston in 2024.

A-102

Late Day Colors

Diane Bell

I created this quilt from one of my watercolors. I built background layers then dropped in the vibrant late day colors, the cabin, the reflections in the foreground and finally the forest trees.

A-103

CO Mtn Tree Farm II

Anh Fahey

In trying to use up scraps from my larger CO Mountain quilt, I decided to coerce my angle-y challenged brain into working with triangles. I found the striped trees to be very whimsical, and so a gnome friend had to be added to the sunny forest. Oh, what fun!

A-104

Sweet Dreams for Evie

AnneMarie Freitas

I was thrilled to make a bedrunner for my granddaughter. Requirements: side 1 "Beauty and the Beast" theme; side 2 something she could "grow into". Realizing that quilting for one side would not enhance the other I used ultra thin batting with each and bound the two quilts together. Whew!

A-105 Hand Dyed Spirals #1 *Terry Greenstein*

The fabric used for the spirals was black cotton linen that was first braided and then discharged in thiox. They were then unbraided and dyed in different colors of Procyon dye. The spirals were attached in a raw appliqué technique. The hand quilting was done with silk thread.

A-106 Birthday Surprise *Terry Greenstein*

In June of 2022 I took a fabric dyeing workshop with Pat Pauly. On my birthday she handed out an assignment asking us to work on a piece that addressed the weakness of our work. My assignment was to dye from light to dark and have minimal to maximum images.

A-107 Lilac-Breasted Roller *Terry Greenstein*

In 2014 I traveled to Tanzania. On my first safari day I photographed a Lilac-breasted Roller. In 2016 I took a workshop with David Taylor to learn his technique of appliquéing animals and began to create this quilt. It contains hand dyed and commercial cotton fabrics.

A-108 Hamsa *Terry Greenstein*

In 2013 I traveled to Israel and photographed a wooden hamsa, which is the inspiration for this quilt. The majority of the fabrics are designed by Kaffe Fasset. The background is quilted with images of Jerusalem.

A-109 Summer Iris *Margaret Rolph*

To capture the rich colors of early summer, I hand painted a background and stitched the irises.

A-110 Sedona Dreaming *Margaret Rolph*

I used hand dyed and painted background with thread-painted detail to express an impressionistic memory of Sedona.

A-111 Painted Buntings *Margaret Rolph*

The beautiful colors in these birds inspired me to use a combination of hand-dyed fabric, applique and thread painting.

A-112 The Violin Conspiracy Quilt *Laura Rosenspan*

In 2023 the Sharon community reading program chose "The Violin Conspiracy", a book by Brendon Slocumb. It inspired me to make this quilt. Key features are a Stradivarius violin and photo transfer images of a slave home, classical sheet music, the Moscow State Tchaikovsky Conservatory, and the author.

A-113 "Mike Drop" *Maura Woodard*

I have reproduced my cousin's artwork in fabric. Michael Reilly, Portrait of Jazz artist, made this abstract painting and gave me permission to recreate it. I tried to include some of the hidden elements that he incorporates, just like at Disney World and Epcot.

Pieced Wall Quilt

B-201

Fire Storm

Ines Arismendi

Took the “Storm at Sea” class with David Sirota. His technique for paper piecing makes for more accurate corners. I am glad I chose the fiery yellow. The advertised “no more tears” method brought out a lot of furious hot expletives. It sure tested my patience.

B-202 Walk Through My Garden

Joanne Beaupre

Our quilt group, Bobbin Chasers, decided to master the use of Robin Ruth’s Fat Robin ruler to make our mariners compass. I was inspired by her pattern, “The Colorful Sunflower Garden”. We participated in the Maine Quilts 2024 exhibition in a themed row challenge “Mariner’s Compass” and met Robin Ruth.

B-203 Four Seasons Outside My Window ***Joanne Beaupre***

A Bobbin Chaser group challenge. We chose the theme “Birds of A Feather”, and used an original pattern design “Evolve”, by Vicki Pariyar. My biggest challenge was to find paper piecing patterns from multiple sources to fit into specific spaces to complete the four seasons theme.

B-204 Making A List And Checking It Twice***Joanne Beaupre***

I used the pattern “Posh Santa” and the QRC Mini Quick Curve Ruler to cut and sew this fun, seasonal wall hanging!

B-205

Chipper 2

Carol Devlin

Our Bobbin Chaser group challenge was to use three randomly selected paint chips as a color source. We all used the pattern, "Scottsdale" by Crazy Old Ladies.

B-206

Diagonal Box Kite

Carol Devlin

The 2024 issue of McCall's Quilting included an on-the-diagonal alternate design for a box kite quilt pattern. I was drawn to that design and made this quilt.

B-207 Jasper's Forest Friends

Jacqueline Fleishman

This was a fun but sometimes challenging quilt to sew for my grandson...as I reversed some pieces. See if you can find the differences in the owls!

B-208

Astral Vision

Brenda Fraser

The beautiful and colorful Northern Lights are highlighted in this wall hanging. Kit was created by The Patchwork Moose in Talkeetna, Alaska, using Timeless Treasures Aurora collection fabrics.

B-209

New Hampshire Beauty

Brenda Fraser

Made in a class with the inimitable David Sirota, aka "Quilt Maven Dave."

B-210

Pineapple Radiance

Cathy Kelliher

Graduated color across this quilt using the traditional pineapple pattern.

B-211 Dutch Treat *Anita Loscalzo*

Inspired by a crib quilt made around 1818 by Baukje Brands de Jong in Cornjum, Friesland, Netherlands, and composed of Dutch reproduction fabrics.

B-212 Celia Corwin's Economy Variation *Anita Loscalzo*

This quilt was on a tour of Civil War Era-inspired quilts sponsored by the American Quilt Study Group from 2015 to 2018. It is a small-scale adaptation of a quilt in the Smithsonian collection made between 1860 and 1865 by Celia Corwin of Orange Co., NY.

B-213 In Full Bloom *Mary Peterson*

This charming wall quilt was created using the Sew Kind of WONDERFUL ruler and fabric from the Anthology Collection.

I quilted it on my domestic machine. It was a race against time. I finished the binding and hung it on Thanksgiving morning before my company arrived!

B-214 Rainbow Puff Quilt *Zelayna Rauch*

I love the look of the puff quilt. After trying a small one out of flannel I made this one twice the size. I embellished it with buttons of my own and from my friend Carol G.

B-215 Rainbow Card Trick *Zelayna Rauch*

I've always wanted to do a card trick pattern. I love the optical illusion.

B-216 NH Beauty *Zelayna Rauch*

I took a class at All About Quilts. We learned a different way to do paper piecing. The quilt was completed after class.

**B-217 Carolina Sunset *Laura*
*Rosenspan***

At a family wedding in NC, my grandson brought me to a view we agreed would make a wonderful landscape quilt. Fabrics from-my-stash were folded & layered to imitate the subtle color changes. I added trees, birds in flight and a setting sun. Benny and I are pleased with the result.

B-218 Counter-Change Cats *Nancy St Laurent*

A friend sent me a picture of this on Facebook. I tracked down the designer and made this for my friend as a surprise.

B-219 Precision? *Lori Thompson*

This is my attempt at improving my precision. The design is from RaNae Merrill's book Magnificent Spiral Mandala Quilts.

B-220 Hull Sunsets *Marci Toma*

Paper pieced machine pieced, machine quilted

B-221 Black & White with a Touch of Lime *Gail Williams*

Colleen came to our guild meeting to share her work and journey. She typically works in two or three plain colors. I liked her modern aesthetic and patterns and wanted to try my love for color and pattern.

B-222

Mount Fuji

Maura Woodard

Picked up this panel in Tokyo and made it into a Great Wall hanging

B-223 Cherry Blossoms - Sakura

Maura Woodard

When we visited our son in Japan we went to a quilt store and I spotted this panel as I was checking out. The border fabrics are from Japan, a friend and my stash. We didn't see the real cherry blossoms, however I have this.

Pieced Bed or Lap Quilt

C-301 \$

Rhododendron Trail

Suzanne Crane

This is a Bonnie Hunter (Quiltville.com) mystery quilt using the colors Bonnie suggested. I learn so many techniques, hints, etc. from making her mysteries.

Bonnie does a free mystery quilt every year starting on October 31. This is my fifth one. She is an amazing teacher.

C-302

Dresden Heaven

Suzanne Crane

I found this pattern and templates at the cutest little shop in Townsend, MA on a shop hop. Unfortunately it has since closed. This is another quilt I made during the COVID shutdown. Hand appliquéd and hand quilted which are both challenging tasks for me.

C-303 Wombat Stars *Suzanne Crane*

Paper pieced from a photo on Wombat Quilts blog. I had to draft the pattern to the size I wanted to work with. Each block interacts with the blocks surrounding it so it lived on my design wall for a long time, making one or two blocks at a time.

C-304 \$ Selvedges *Suzanne Crane*

I used a huge tub of selvedge strips. Thanks to my friend Cindy I had enough. I don't think I have one piece of fabric left with a selvedge on it.

C-305 Deconstructed Stars *Carol Devlin*

A blending of several element from patterns in Deb Tucker's "Hunters Star: Hidden Treasures" book, this quilt had a mind of its own!

C-306 Habitat *Carol Devlin*

Our Bobbin Chasers challenge, "Birds of a Feather". We used an original pattern by Vicki Pariyar, called "Evolve".

C-307 Solar Adventure *Venera Emmi*

My youngest child and I went to see the Solar Eclipse on Monday, April 8, 2024. It was a spectacular display. This quilt is to commemorate that experience. It was an unforgettable adventure.

C-308 Ladybug, Ladybug, Stay Awhile *Venera Emmi*

I made this quilt for my newest grandchild. Her other grandmother told me that ladybugs held significance to their family. I was happy to find this terrific pattern.

C-309**La Musica*****Venera Emmi***

I made this quilt for my younger brother to celebrate his love of music, song writing and extensive knowledge of musicians and lyricists. It was challenge to collect all the fabrics.

C-310**Sail On, Sailor*****Venera Emmi***

I saw this pattern and just had to make it for my son-in-law. He took the whole family on a sailing trip through the British Virgin Islands in the Spring of 2013. It was a wonderful adventure.

C-311**Crossroads*****Anh Fahey***

Irish Chain quilts were on my mind and I settled on navy and gold, my son's school colors. The Minky fabric on the back adds a nice weight and will be like a big hug for my son heading off to college next year.

C-313**Kamala*****Brenda Fraser***

Pattern by Modern Quilt Studio. MQS earned +\$220K for the Harris/Walz campaign through small donations for every one of these patterns and kits sold. My own twist was to use "crazy cat lady" fabric for the backing. Quilting mimics the waving of our flag. "Onward."

C-314 **Norwich Sunset** ***Sonia Giandomenico***

For my Goddaughter's wedding. Her husband is a builder, so the pattern, called "Carpenter's Square" was fitting. When I asked for favorite colors, she said, "sunset." I loved the challenge of fitting sunset colors into the design.

C-315 **Say Cheese!** ***Sue Goldstein***

This is a pieced quilt made with Kona solid fabrics, one of which is called cheddar. Cheddar was used in many of the vintage quilts. I feel this quilt is both modern and a nod to the vintage quilts.

C-316 **Skittles Quilt** ***Julie Ann Hoge***

I made this in a class at Ryco taught by Sue Angell. It was the first time for me making half square rectangles which at the time was challenging. I also learned some things about color and value while making this.

C-317 **Exploding Heart** ***Julie Ann Hoge***

I made this quilt to celebrate our wedding. As I made this quilt, I thought of my love for my husband and how love grows. This quilt represents my love for him. The pattern is a representation of how love radiates from our hearts and goes out into the world.

C-318 **COVID Busy Work** ***Cathy Kelliher***

Multiple blocks in 3 sizes each using pastel fabrics

C-319 **Produce Section** ***Cathy Kelliher***

A colorful display of fruits in beautiful colors!

C-320 Flying Away COVID *Karen LeBlanc*

2020 affected the quilting industry, too. The Main Shop Hop fabric "Birds and Berries" was obtained online due to limited in-person visits.

C-321 Merrimac Mystery *Maureen McEntee*

This is a mystery block of the month quilt sponsored by The Red Barn Quilt Shop in Merrimac, MA

C-322 Labyrinth Walk *Evelyn McStowe*

Machine pieced and machine quilted

C-323 Can You Find ...? *Carol Patey*

With the help of other quilters, I gathered many fun fabric blocks that have an assortment of pictures on them. I hope my young grandson, Adrian, will enjoy finding the many different animals, foods, vehicles, and other objects amidst the many colors.

C-324 O Holy Night *Mary Peterson*

The sweet quilt was made during a block of the month quilt class. The fabric came mostly from my stash. It was really fun to make and I am no longer intimidated by curved piecing!
This was the first quilt that I quilted on a longarm machine.

C-325 Just for Me *Bonnie Ritchie*

My quilt began because I had two reproduction fabrics that I loved . For almost three years I started and stopped making the quilt....mainly not know where I wanted to go with it. The final product is "just for me".,

C-326 Curvy Blue River *Jean Roberson*

I started making this quilt with the thought of creating a bright blue Curvy Log Cabin. I used the Creative Grids Curvy Log Cabin ruler and increased the size from the original pattern in class at All About Quilts with Peg McGowan.

C-327 Hawaiian Turtles *Jean Roberson*

I designed this quilt around the appliquéd block. I love the ocean and this quilt reminds me of my happy place.

C-328 No Geese Allowed *Terry Ruta*

This was a Mystery Quilt last year with Silver City Quilt Guild. It's somewhat of a unique design because I made a mistake in one of the blocks but I think it came out great!

C-329 Chubby Chicks *Terry Ruta*

This quilt was my first attempt at machine appliquéd. I love how cute the chicks came out!

C-330 Meadow *Terry Ruta*

This quilt was a block of the month club through Kristy at Quiet Play Designs based in Australia. It is a paper pieced pattern. It was the most work I've put in a quilt and the quilt I've learned the most from!

C-331 Kawandi *Nancy St Laurent*

It took me the month of July while watching the Tour de France to complete this project. Kawandi is a quilting technique used by the Siddi people in India. It involves laying fabric pieces on a background and stitching them by hand in concentric circles.

C-332 Posh Penelope *Nancy St Laurent*

Posh Penelope is a pattern from Sew Kind of Wonderful. It was great for using up some fabric from my stash and I enjoyed using the Quick Curve ruler that came with the pattern.

C-333 Happy Scrappy *Abby Sullivan*

This was part of a group project with a pattern called Peanut Butter. Made with white background blocks and strips of fun colorful fabrics.

C-334 3D Black and Blue *Abby Sullivan*

Pieced black, gray and blue 3 D effect

C-335 Sunset Safari *Abby Sullivan*

Pieced black and white quilt with a trapunto large giraffe that is appliquéd to the quilt in the background

C-336 Falling Leaves *Dottie Sullivan*

Mesmerized by the optical illusion of swirling leaves, I challenged myself to make this quilt. It was a leap of faith to work on it over 8 years, but I'm so glad that I did as it captures my favorite season in such a lovely way.

C-337

Kaffe Windmills

Judy Swaim

This quilt was made from Kaffe Fassett fat quarters. This palette was a stretch for me WAY too loud! But I love it anyway!

C-338

Shi & Alex's Wedding Quilt ***Lori Thompson***

This is the quilt I made for my son's wedding. Because he is my only and I love her I had to be extra. She loves overall design so the front is a version of the trip around the world and the back is a single log cabin block

C-339

Waves

Marci Toma

Turquoise on turquoise with wavy quilting for my room overlooking the ocean.

C-340

Pyramids

Marci Toma

Machine pieced, long arm quilted 3D optical illusion

C-341 Alice in Wonderland

Stephanie Valanzola

This is a technique building quilt from the quilt book "Alice's Wonderland Sampler Quilt". Various quilting techniques such as English Paper Piecing, appliqué are used in this quilt. The fabrics are from Tilda collections.

C-342

Sunset Night

Gail Williams

I like the intricate squares and triangles in this pattern and wanted to give it a try. I like the moody vibe from the mix of the black fabric with the pop of orange, white and grey.

C-343

Life

Gail Williams

My current quilting interests are working with colors, shapes, and modern patterns. I was drawn to this pattern and wanted to experiment with colors and patterned fabrics. I also made this pattern in three separate panels to hang going up a stairway.

C-344

Purple World

Gail Williams

I love purple and the Kaffe Fassett purple and red fabric called to me. It took me a while to find and coordinate all the other purple fabrics to create the final version.

C-345

Garden Teals and Purples

Maura Woodard

Went to see Kaffe Fassett talk about his Quilts in Wales book - was inspired to buy his floral fabric. It's not easy to work with so many patterns, however I find the finished quilt peaceful and joyful to look at, so it's a success.

C-346

Venice Canals

Maura Woodard

A vibrant jelly roll quilt of which I am very proud. Orange takes center stage, which is one of my least favorite colors - so it is a lesson to myself to try new things as they can turn out brilliantly!

Applique Wall Quilt

D-401 \$

Chick-a-dee Love

Diana R Annis

This little pattern pays tribute to the beautiful birds I enjoy in my yard, year round.

D-404

Mademoiselle Pink

Jacqueline Fleishman

My first foray into collage quilting! This was a lot of fun to create and I'm sure my granddaughter will love it!

D-405

Return to the Wild: Black Bear

Brenda Fraser

A Wildfire Designs Alaska pattern and laser pre-cut kit by Dana Michelle. This is my first attempt at an appliquéd quilt. After practicing how to use my new lightbox with this quilt, I look forward to making more using this technique.

D-406 **Life in the City** ***Carla Keen***

Life in the City depicts the vibrancy of city life and city lights in apartment buildings at night. I added lots of windows and details with thread painting on rooftops to personalize the closely spaced neighborhood.

D-407 **Let There Bee Peace on Earth** ***Carla Keen***

This quilt is my interpretation of the Queen Bee, and was a lot of fun to do. Added elements include: pieced background, fused design elements, and additional imagery beyond basic pattern. I loved adding various mixed media to bring out various aspects of life as a Queen Bee.

D-408 **Dancing Umbrellas** ***Evelyn McStowe***

Hand appliquéd and hand quilted

D-409 **Reminiscence** ***Evelyn McStowe***

Hand appliquéd and hand quilted.

D-410 **Full Moon** ***Zelayna Rauch***

Every full moon has a name. In this quilt I made a picture for each month: Wolf, Snow, Worm, Pink, Flower, Strawberry, Buck, Sturgeon, Corn, Hunter, Beaver and Cold.

D-411 **Tree of Life** ***Margaret Rolph***

A couple requested a tree of life quilt to celebrate their marriage. I used appliqué and free motion quilting.

D-412**Home Sweet Homes*****Laura Rosenspan***

This quilt for my niece, is a cartoon of the house she grew up in, her groom's home and the house they now live in together. It includes personal details - their two dogs, their favorite colors (hers orange, his blue), three birds - each of them is one of three siblings...

D-413**Balls in The Air*****Abby Sullivan***

While looking on Pinterest, this Orb Quilt grabbed my attention. It is machine appliquéd with a blanket stitch. This color wheel inspired wall hanging has multicolor flanges inside the outer border.

D-414**Avery*****Lori Thompson***

"Avery" is a tribute to our beloved pup that I made after she crossed the rainbow bridge. This was a great comfort to my husband and represents his favorite photo of her on top of the back of our couch where she watched the lake. It was her favorite spot.

D-415**The Potting Bench*****Monique Whitten***

Hand appliqued wool, block of the month through Quilter's Crow, Bolton, MA.

D-416**Happy Humming*****Monique Whitten***

Machine appliqued and machine quilted with beading embellishment.

Applique Bed or Lap Quilt

E-502

Enchanted Folly

Anne Doherty

Colorful rainbow of pieced colors with fused appliqués that have thread painting on them. All of the fabrics have been hand dyed by the designer.

E-503

Afternoon Delight

Janet Elia

This quilt brought together my two loves: appliqué and Tilda fabrics! The appliqué was created using the prepared edge method with the Appliquick stay-in stabilizer product - giving the appliqué a fuller appearance. Machine quilted on my domestic Janome 6600.

E-504

Garden Party Down Under

Janet Elia

This quilt was an online BOM from “The Quilt Show”. I used the prepared edge method for my appliqué, Alison Glass and Jen Kingwell fabrics. The addition of a beaded binding frames the quilt nicely. Longarm quilted by Diana Annis.

E-505

Serendipity..Once Again

Bonnie Ritchie

Once again I started this quilt with one design in my mind but as usual I ended up with two separate quilts. I often like to make a quilt without really knowing where I’m going with it.

E-506

Color Profusion

Stephanie Valanzola

Color profusion is made using Dresden plates. For this quilt I used Sanctuary fabrics from Tilda.

Machine Quilting

F-601

In the Garden

Anne Doherty

This quilt has 32 panels of red work done on white . The large red border on the quilt has large designs done on the diagonal with white thread. I had never done much redwork before starting this project. Enjoyed doing this quilt.

F-602

Poinsettia Trifecta: Show

AnneMarie Freitas

Disappointed with the top I made using a quilt kit bought in 2011, it sat in my UFO pile for 13 years. This year I took it apart and used the blocks in 3 different projects. In the "Poinsettia Trifecta", this project scored "show" -- it is a wall hanging!

F-603

Hobo Quilt

Terry Greenstein

From 1880 to the 1940's Hobos were a part of American Life with up to 250,000 travelers on the road at one time. They had a secret language with different signs that gave them information about the towns they traveled to. Each block is a different sign with specific meaning.

F-604

Patricia

Janet Irons

Summer Breeze Makes Life Feel Fine

F-605

Tulanova

Carla Keen

The center of quilt is entirely pieced by hand using English Paper Piecing and took over a year to complete! The piano key border is machine pieced. I enjoyed using Tula Pink fabrics to create a color wheel and seeing the colors flow into one another.

F-606

OPUFO/ This One's for You Mom

Lisa Steinka

My Mother, Louise Divoll, Started this crewel work in the early 1960"s. Too beautiful to let go, I finished the crewel and turned it into a quilt. Thank you Mom for leading me into all the handcrafts I have gotten into. Your beautiful work continues to inspire me.

Hand Pieced

G-701

Woven Star

Anh Fahey

This was my first quilt quilted using my Bernina 570. I learned that stitching a swirl is very difficult to start because I couldn't see under the walking foot AND it's best to keep going in the same direction. LOL! I used a hopping foot for the free-motion corners.

G-702

Lone Star

Julie Ann Hoge

This was my first Lone Star quilt. I had a lot of fun picking out my favorite colors for this quilt. The biggest struggle with this quilt was matching all of the seams. I loved it so much that I made a second one and am now working on another.

G-703

Graphic 1

Susan Krantz

GRAPHIC EXPLORATION: Color, Rulers, Straight Lines, Curves, Text

Other

I-801

Poinsettia Trifecta: Place

AnneMarie Freitas

Disappointed with the top I made using a quilt kit bought in 2011, it sat in my UFO pile for 13 years. This year I took it apart and used the blocks in 3 different projects. In the "Poinsettia Trifecta", this project scored "place" because it is a PLACemat!

I-802

My First Bag

Zelayna Rauch

I took a class at All About Quilts. I enjoyed it more than I expected. It was actually finished in class! I was proud of my first attempt at a handbag.

I-803

He Made it for Me

Lisa Steinka

Since retiring my husband has returned to his basement woodworking shop. I have teased him that he has been 'quilting with wood'. He has now lived up to that and has made this beautiful Barn Quilt to adorn our home.

First Time Entrant

J-851 Making my Stash Shine *Ines Arismendi*

The pattern idea is from Timna Tarr's "Tied together". The fabrics are entirely from my stash. I enjoyed making the warm colors glow behind the blue-green grid.

J-852 Curvy Log Cabin *Judy Conroy*

I have been quilting for about 45 years making mostly throw, twin and baby quilts for family and friends. This is my first queen-sized quilt that I made for myself in my favorite colorway.

J-853 Stephanie's Challenge *Catherine Doucette*

Sampler quilt based on Moda's Pink Stitch 2020 sew along pattern. There are 30 12-inch blocks, 5 across x 6 down.

J-854 Udderly Fresh Farm Friends *Anh Fahey*

After making many scrappy milk cans, I decided to make a cow. I was then inspired to stack a sheep and a chicken on top. It was a fun challenge creating on the fly and getting everything to work together! I try to incorporate a heart in all my creations.

J-855 2023 Temperature Quilt *Dana Farley*

This quilt depicts the high (square) and lows (circle) of each day of the year.

J-856 Harry's Teddy Bear Quilt *Mary Harrington*

Child's quilt for my first grandchild.

J-857 Wonky Stars *Julie Ann Hoge*

I learned how to make the stars in a class using batiks that I had in my stash. It was a fun process since every star is little bit different. To emphasize each block, I alternated the sashing so that each block was framed by the opposite background color.

J-858 Seeing Spots *Gail Williams*

This quilt makes me happy ... the colors, movement and dots all work.

J-859 Polar Bear *Kathleen Yorkis*

After making OWL in class I made the POLAR BEAR from the North Stars by Elizabeth Hartman.

J-860 Owl *Kathleen Yorkis*

My daughter gave me a Christmas gift of attending a 3 Saturday workshop with her to learn how to make the OWL from Elizabeth Hartman's North Stars.

J-861 50th Anniversary *Kathleen Yorkis*

I was the maid of honor in my sister's wedding so as a tribute to them I made a "trip around the world" quilt for their 50th anniversary. They love to travel and are the nicest and kindest couple ever!

Look What I Made with RNQG

K-901

Wonky Houses

Ines Arismendi

My personal take on Barbara Graceffa's class "Welcome to Wonky Town, no rules, no templates". A fun way to use leftovers from a fabric with robots. To finish it, I tried my hand at free-motion quilting on my domestic machine, "no rules, no templates".

K-902

I Love Wonky Houses #27

Maura Woodard

Made this at the guild's Wonky Houses workshop. In the process I learned that I struggled to do "wonky" so I brought order to my design by pulling in elements of the 3 homes we have lived in, along with a fictional doghouse for our 2 chocolate labs.

K-903

Mystery Star Quilt 2024

Carol Devlin

RNQG group mystery endeavor. What do you do with 27 stars and a gift of stash? What a surprise!

K-904

What's Your Sign?

Venera Emmi

This quilt was the Mystery Quilt for Rhododendron Needlers Quilt Guild 2023-2024. I fussy cut the star centers from Zodiac fabric that I discovered on the All New England Shop Hop 2023. Then I searched for the star points throughout quilt shops in Massachusetts, Connecticut, Rhode Island, and New Hampshire.

K-905

Horseplay

Carla Keen

This is the RNQG 2024 Mystery Quilt. It is actually an afterquilt for a gift I had made using this Laurel Burch fabric which I love, so it was great to work with it all over again!

K-906

RNQG 2024 Mystery Quilt

Terry Ruta

This was a mystery quilt that members of our guild made last year. It was great to see how different every participants' quilts came out!

K-907

Mystery of Rwanda

Abby Sullivan

I bought some patterned fabric in Rwanda and decided to use it for this year's mystery quilt for RNQG. It is pieced with added borders made of half square triangles. All the rest of the fabric was used on the back.

K-908

Mystery Quilt

Stephanie Valanzola

This quilt was done as a mystery quilt. It has blocks with animals from Tula pink fabric collection.

K-909

Lighthouse Mystery Quilt

Maura Woodard

2023-2024 Mystery Quilt - I chose lighthouses as my focus fabric, with red and blue nautical colors to complement, in my first Mystery Quilt Challenge. It was a fun process and I love the quilt I made! Bonus that it reminds me of my dad and his love of the ocean!

K-910

Ruby Thewes

Venera Emmi

This quilt is a paper pieced ruby design by MJ Kinman. It was a summer challenge for the RNQG's 40th anniversary. I chose the fabric for the ruby and bound the gem in gold. Ruby Thewes is a character I admire from the book "Cold Mountain."

K-911

Ruby

Susan Krantz

SUMMER CHALLENGE 2024

Cardinals represent family members who walk with us while watching from above.

K-912

Radiant Ruby Waves

Carol Patey

Made for the Summer 2024 Ruby Challenge, this little quilt was an opportunity to sew curved, free-form pieces, something I wanted to try. I found it much easier than I expected. It was fun to experiment!

K-913 Please Don't Dismiss the Dandelion! *Bonnie Ritchie*

I love all flowers but dandelions are one of my favorites.

K-914 Celebrating with a Ruby Spotted Butterfly *Lisa Steinka*

In celebration of our guild's 40th Anniversary I made a free hand drawing of a Ruby Spotted Butterfly free motion quilted on white and painted with Inktense pencils.

Quilters Rule!

K-915 Ruby Challenge

Maura Woodard

Made for the RNQG 2024 Summer Challenge - Ruby using a pattern called "July/Ruby" in the Birthstone Series by MJ Kidman

K-916 T-ravelogue

AnneMarie Freitas

The T-shirts in this quilt were collected during vacations near and far. At some point, I stopped wearing T-shirts, but fond memories prevented me from discarding them. The quilt was started in my first ZOOM workshop -- January 2021 with Beth Sullivan. FYI -- the red Hawaii shirt was from my honeymoon!

K-917**Bits of Madness*****AnneMarie Freitas***

The 2020 RNQG Summer Challenge invited members to create a quilt in the spirit of Gee's Bend. This quilt is an original design using scraps from a quilt I completed in 2011. Since that quilt was named "Green Mountain Madness", "Bits of Madness" seemed appropriate for this one!

K-918**African À-Cord*****AnneMarie Freitas***

This wall hanging was started in an RNQG workshop, "Corded Log Cabin". The quilt name is a play on words — most of the fabrics are from Africa.

K-919**Africastralia*****Carla Keen***

This wallhanging was made in a class with Lisa Shepherd Stewart. I used a combination of African and Australian Aboriginal fabrics. It was fun to add the banners and beads along the bottom and the stick on the top! The piece was quilted as we added each row.

K-920**Corded Log Cabin*****Maura Woodard***

Log cabin design with fabric covered cords. Utilized African fabrics and embellishments in a class with Lisa Shepherd Stewart Jan.2024

K-921**Noel Starbursts*****Venera Emmi***

This quilt is the result of an RNQG sponsored StarQuar class with Diane Harris in 2/24. The StarQuars are made from 6 scrappy 2.5" squares. As the maker, I chose to make stars and arrange them in a 5x7 set with the even rows off set by half.

K-922 Children of the Universe *Carla Keen*

The central ring in this quilt was made in a fabulous class by Susan K Cleveland. I used the ring as a jumping off point for a celebration of my 3 grandsons. I added flowers and photos and finally the first verse of a favorite poem by Khalil Gibran.

K-923 Loon and Her Heart *Susan Krantz*

Workshop by Tracy Szanto 2023

K-924 The Loons are Back! *Lisa Steinka*

This quilt was started in an RNQG class with Tracy Szantos. The class focused on using Inkstense pencils. The loon image is special to me because we have a lake cottage. Every year we anticipate the first sighting or mournful call of the loons heralding their return for the summer.

K-925 Painted Loon *Maura Woodard*

Made this in the Dreamland Fiber Art Painted Loon Workshop using Inktense pencils. My husband and I had seen loons on Wonder Lake in Denali National Park, so I drew the mountains in behind - It reminds me of being there.

Supporters

And

Vendors



Rhododendron Needlers Quilt Guild

Come join our quilt guild! All levels are welcome!

We are a non-profit group (from 26 towns) created to preserve the tradition, culture and art of quilting.

Every year, we create and donate more than 100 comfort quilts to charitable organizations, such as Veterans, cancer patients and preemies. Be a part of the generosity. It is immensely rewarding.

Meetings are held at the Knights of Columbus Hall in Walpole, MA.
at 7:00pm on the 3rd Wednesday of each month.

Please visit our website at: www.rnqg.org for more information.
Thank you for attending our show!

Seaside STITCHES



Guild Lectures and Workshops
by Tina Craig
seaside-stitches.com

CENTURY 21[®]

Custom Home Realty

Ruth DiPietrantonio

Realtor, ABR

M:7742541174

Ruth@CustomHomeRealty.com

<https://depohomesteam.com>



Home Improvement Inc.

underskyhomeimprovement@gmail.com

86 W Water St. ~ Rockland, MA 02730 ~ 617-821-8711



EDWARD W. VALANZOLA, ESQ.


273 Chauncy Street
Mansfield, MA 02048
valanzolalawgroup.com

P: 508.339.0781
D: 774.719.0275
F: 508.339.0500
ed@vlawgrp.com

3rd Generation Experienced Mechanic

All sewing machine
makes & models

In your home servicing/repairs
or Free pick-up & delivery



SEWING MACHINE SERVICE & REPAIR

(508) 965 - 2083

(401) 529 - 5488 (text)


Anthony Ferranti
anthonyferranti1@yahoo.com

Servicing
MA, CT & RI

Karen McCall Portrait Artist
MASTER PHOTOGRAPHER...MASTER ARTIST...CERTIFIED INSTRUCTOR

Pet Portraits and Paintings

Digitally painted portraits of your pets.



karenmccall.com

QuiltCorner Studio

*Longarm Machine Quilting Services
Fabric, Notions, Classes, Retreats and Gifts*

6 Merchants Road
Sandwich, Massachusetts 02563

508-561-0324
quiltcorner@comcast.net
www.quiltcornerstudio.com



Karen Pratt
quiltlily@verizon.net
www.quiltlily.com
413.822.8763



Fabrics • Yarn • Notions • Books • Patterns • Classes

Eileen Voegtlin, Owner

Now Selling Online!

508-949-9095

www.quiltersloftllc.com

4th Generation Experienced Mechanic

Scissors & Blade Sharpening

11 Anna Sayles Road Lincoln, RI 02865

Alexferranti99@gmail.com

Alex Ferranti

(401) 867 - 1024

Drop off at my shop or

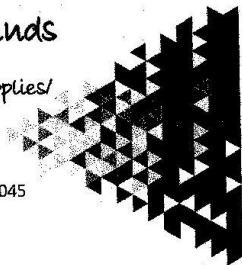
Free Pick-up & Delivery (7 scissors or blades minimum)




Fabritique/Strands

Exotic fabric/Sashiko supplies/
Aurifil thread

Marian Bressel
19 Holbrook Ave, Hull, MA USA 02045
fabritique19@gmail.com
508.740.6509
fabritique.com





COMMUNITY, ONE STITCH AT A TIME.

911 Main st. Sanford, Me 04073





Blue Plate Specials Raffle Quilt

Our raffle quilt, "Stargazing" is displayed near the Admission Table. We encourage you to purchase tickets for a chance to win this wonderful quilt.

Tickets are \$2.00 each or 3 for \$5.00

N.J. MARATHAS

Carpeting

Proudly serving your carpet needs since 1975

 Residential

 Wall-to-Wall

 Commercial

 Area Rugs

 Installation

 Runners

Showroom Location

401 Neponset Street
Canton, MA 02021

Hours

Monday - Friday 9 - 4

Weekends: Closed until March

Free Estimates & Design Consultations

781-828-7525